

Decorative Steel Gates



**WE WILL
DELIVER**



**SPECIAL
ORDERS**



**MASTERWORKS
G A T E S**

By

RAPIDFENCE™

Available at
BUNNINGS
warehouse

Take This Brochure to the Special Orders Desk or order online at bunnings.com.au



Timeless elegance with modern and contemporary designs



Strong and durable powder coated steel craftsmanship for peace of mind



Designer quality at an affordable price



Designed for easy installation without compromising on luxury

THE MASTERWORKS LIFETIME WARRANTY

Our gates are handcrafted using high-quality steel, incorporating a meticulous process of shaping, welding, pre-galvanization, a double application of zinc rich primer, and Jet Black Matte finish powder coating (RAL9005).

This comprehensive process ensures exceptional protection against corrosion and guarantees durability. We are confident in the quality of our gates that we proudly offer a limited lifetime warranty.

HIGH-END FENCING & GATES.

CRAFTSMANSHIP MADE AFFORDABLE.

Experience the perfect blend of **style and protection** with our Masterworks fencing and gates.

Meticulously hand-welded for exceptional craftsmanship, our range delivers lasting **durability and reliability**.

Experience the **elegance and security** you deserve, at an **affordable price**.

EASY D.I.Y.

Install your new Masterworks gate with ease, no expertise required.

Our fences and gates feature a thoughtful design, making them easily installed.

Enhance your space effortlessly and enjoy the lasting beauty of a Masterworks gate.



KENSINGTON



TIMELESS ELEGANCE REDEFINED

Embrace the classical, stately, and distinct allure of our Kensington gate collection. Inspired by the revolutionary era of cast iron architecture, these gates showcase a classic spear-topped design, enhanced with a tastefully ornate finish.

Immerse yourself in the timeless beauty that transcends trends and leaves a lasting impression.

The Kensington gate collection embodies elegance and sophistication, offering a touch of refined grandeur to any property.



6 KENSINGTON

DRIVEWAY GATE SET KENSINGTON

| Item No. | Width (inc. hinges) | Depth | Height | Inclusions |
|----------|------------------------|-------|--------|---|
| 0018832 | 3050mm | 40mm | 1975mm | 16x spearhead tops, 2x hinge sets, 1x gate latch, 2x drop bolts |
| 0018833 | 3650mm | 40mm | 1975mm | 20x spearhead tops, 2x hinge sets, 1x gate latch, 2x drop bolts |
| 0018834 | 4270mm | 40mm | 1975mm | 24x spearhead tops, 2x hinge sets, 1x gate latch, 2x drop bolts |

Sold seperately: Hinge post 100 x 100 x 2300mm



I/N : 0018832



I/N : 0018833



I/N : 0018834

GARDEN GATE SET KENSINGTON

| Item No. | Width (inc. hinges) | Depth | Height | Inclusions |
|----------|------------------------|-------|--------|--|
| 0018837 | 1220mm | 40mm | 1745mm | 7x spearhead tops, 1x hinge set, 1x gate latch |
| 0018838 | 915mm | 40mm | 1290mm | 5x spearhead tops, 1x hinge set, 1x gate latch |

Sold seperately: Hinge post 60 x 60mm



I/N : 0018837



I/N : 0018838

FENCE + INFILL PANELS KENSINGTON

| Item No. | Width | Depth | Height | Inclusions |
|----------|--------|-------|--------|---------------------------------|
| 0018839 | 600mm | 40mm | 1670mm | 3x spearhead tops, 6x brackets |
| 0018840 | 2300mm | 40mm | 1670mm | 15x spearhead tops, 6x brackets |
| 0018841 | 2300mm | 40mm | 900mm | 15x spearhead tops, 6x brackets |

Sold seperately: Fence post 100x100mm or 60x60 mm



I/N : 0018839



I/N : 0018840



I/N : 0018841

HADLEY



TIMELESS SPLENDOUR

Step into a world of grace, royalty, and expressive beauty with our Hadley gate collection. Inspired by Victorian-era wrought iron gates, these gates feature a grand, imperial design with hand-shaped decorative scrollwork.

Experience the timeless majesty and regal charm of the Hadley gate collection for your property.



DRIVEWAY GATE SET HADLEY

| Item No. | Width (inc. hinges) | Depth | Height | Inclusions |
|----------|------------------------|-------|--------|---|
| 0018842 | 3050mm | 40mm | 1975mm | 2 x hinge sets, 1x gate latch, 2x drop bolt |
| 0018843 | 3650mm | 40mm | 1975mm | 2 x hinge sets, 1x gate latch, 2x drop bolt |
| 0018844 | 4270mm | 40mm | 1975mm | 2 x hinge sets, 1x gate latch, 2x drop bolt |

Sold seperately: Hinge post 100 x 100 x 2300mm



I/N : 0018842



I/N : 0018843



I/N : 0018844

GARDEN GATE SET HADLEY

| Item No. | Width (inc. hinges) | Depth | Height | Inclusions |
|----------|------------------------|-------|--------|------------------------------------|
| 0924945 | 1220mm | 40mm | 1650mm | 1x garden hinge set, 1x gate latch |
| 0018848 | 915mm | 40mm | 1195mm | 1x garden hinge set, 1x gate latch |

Sold seperately: Hinge post 60 x 60mm



I/N : 0924945



I/N : 0018848

FENCE + INFILL PANELS SET HADLEY

| Item No. | Width | Depth | Height | Inclusions |
|----------|--------|-------|--------|-------------|
| 0018849 | 600mm | 40mm | 1575mm | 6x brackets |
| 0018851 | 2300mm | 40mm | 1575mm | 6x brackets |
| 0018850 | 2300mm | 40mm | 900mm | 6x brackets |

Sold seperately: Fence post 100x100mm or 60x60 mm



I/N : 0018849



I/N : 0018851



I/N : 0018850

MAYFAIR



SLEEK CONTEMPORARY SOPHISTICATION

Discover the essence of sleek sophistication with our Mayfair gate collection.

Crafted with stylish geometric forms, these gates boast an understated yet timeless modern design.

Experience the perfect blend of contemporary elegance and refined aesthetics for your property.



DRIVEWAY GATE SET MAYFAIR

| Item No. | Width (inc. hinges) | Depth | Height | Inclusions |
|----------|------------------------|-------|--------|---|
| 0924940 | 3050mm | 40mm | 1975mm | 2x hinge sets, 1x gate latch, 2x drop bolts |
| 0924955 | 3650mm | 40mm | 1975mm | 2x hinge sets, 1x gate latch, 2x drop bolts |
| 0924939 | 4270mm | 40mm | 1975mm | 2x hinge sets, 1x gate latch, 2x drop bolts |

Sold seperately: Hinge post 100 x 100 x 2300mm



I/N : 0924940



I/N : 0924955



I/N : 0924939

GARDEN GATE SET MAYFAIR

| Item No. | Width (inc. hinges) | Depth | Height | Inclusions |
|----------|------------------------|-------|--------|------------------------------------|
| 0924936 | 915mm | 40mm | 1195mm | 1x garden hinge set, 1x gate latch |
| 0924956 | 1220mm | 40mm | 1745mm | 1x garden hinge set, 1x gate latch |

Sold seperately: Hinge post 60 x 60mm



I/N : 0924936




I/N : 0924956

FENCE + INFILL PANELS SET MAYFAIR

| Item No. | Width | Depth | Height | Inclusions |
|----------|--------|-------|--------|-------------|
| 0924952 | 600mm | 40mm | 1575mm | 6x brackets |
| 0924957 | 2300mm | 40mm | 1575mm | 6x brackets |
| 0924941 | 2300mm | 40mm | 900mm | 6x brackets |

Sold seperately: Fence post 100x100mm or 60x60 mm



I/N : 0924952



I/N : 0924957



I/N : 0924941

CAPPED HINGE POST

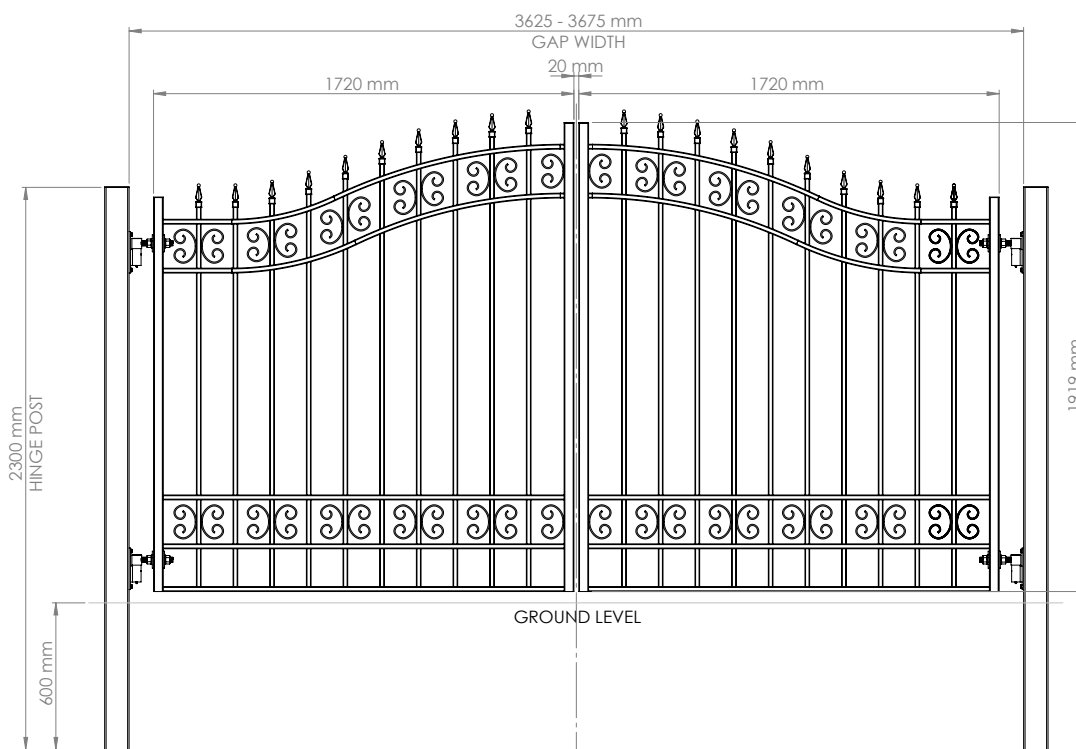
| Item No. | Width | Depth | Height |
|----------|-------|-------|--------|
| 0924949 | 60mm | 60mm | 1850mm |
| 0924947 | 60mm | 60mm | 2300mm |
| 0924950 | 100mm | 100mm | 2300mm |

CAPPED FENCE POST

| Item No. | Width | Depth | Height |
|----------|-------|-------|--------|
| 0924954 | 60mm | 60mm | 1850mm |
| 0924946 | 60mm | 60mm | 2300mm |
| 0410041 | 100mm | 100mm | 2300mm |

MEASURE & INSTALL

HOW TO MEASURE YOUR MASTERWORKS GATE



Scan to view our detailed installation videos

It is important that you ensure that you have the correct measurements to help you select the right size gate for the installation area.

Step 1 – Driveway Width Measurements

At the point where you will be installing your driveway gate, measure the total gap that you want your gate and posts (if required) to fill.

Step 2 – Driveway Height Measurements

Measure the total height allowance of the area to ensure your gate will fit within the available space. If you are planning on hanging the gates from existing brickwork, post or walls measure the height of the brickwork to ensure there is enough room for your gate to hang at the correct height.

Step 3 – Project Area

If you plan on installing more than just a driveway gate, e.g. infill panels and fencing, ensure you measure the width and maximum height of the total project area you wish to fill.

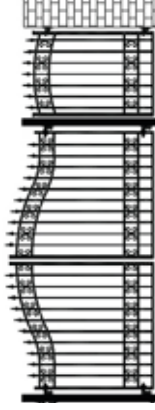
Step 4 – Selecting a Gate

When selecting a gate or fence size, it is important to remember that we use a Gap Width measurement, which is the space between the two hinge posts. For example, the Gap Width of Kensington #1 is 3050mm, however if you include 100mm hinge posts x 2, the total width of the gate and posts will be 3250mm.

Our gap width measurement of 3050mm allows for the hinges and approx. 20mm gap between the two gate leaves.

Step 1. Please fill out and submit the below order form at a Bunnings Special Orders Desk.

KENSINGTON



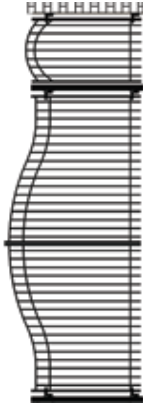
| | | | | | | |
|----------------------------------|-------------|--|--|--|-----------------------------|-------------|
| Driveway Gate 3050 x 40 x 1975mm | I/N 0018832 | | | | Hinge Post 100x100x2300mm | I/N 0924950 |
| Driveway Gate 3650 x 40 x 1975mm | I/N 0018833 | | | | | |
| Driveway Gate 4270 x 40 x 1975mm | I/N 0018834 | | | | | |
| Garden Gate 1220 x 40 x 1745mm | I/N 0018837 | | | | Hinge Post 60 x 60 x 2300mm | I/N 0924947 |
| Garden Gate 915 x 40 x 1290mm | I/N 0018838 | | | | Hinge Post 60 x 60 x 1850mm | I/N 0924949 |
| Infill Panel 600 x 40 x 1670mm | I/N 0018839 | | | | Fence Post 60 x 60 x 2300mm | I/N 0410041 |
| Fence Panel 2300 x 40 x 1670mm | I/N 0018840 | | | | | |
| Half Panel 2300 x 40 x 900mm | I/N 0018841 | | | | | |

HADLEY



| | | | | | | |
|----------------------------------|-------------|--|--|--|-------------------------------|-------------|
| Driveway Gate 3050 x 40 x 1975mm | I/N 0018842 | | | | Hinge Post 100x100x2300mm | I/N 0924950 |
| Driveway Gate 3650 x 40 x 1975mm | I/N 0018843 | | | | | |
| Driveway Gate 4270 x 40 x 1975mm | I/N 0018844 | | | | | |
| Garden Gate 1220 x 40 x 1745mm | I/N 0924945 | | | | Hinge Post 60 x 60 x 2300mm | I/N 0924947 |
| Garden Gate 915 x 40 x 1290mm | I/N 0018848 | | | | Hinge Post 60 x 60 x 1850mm | I/N 0924949 |
| Infill Panel 600 x 40 x 1670mm | I/N 0018849 | | | | Fence Post 60 x 60 x 2300mm | I/N 0924946 |
| Fence Panel 2300 x 40 x 1670mm | I/N 0018850 | | | | | |
| Half Panel 2300 x 40 x 900mm | I/N 0018851 | | | | Fence Post 100 x 100 x 2300mm | I/N 0410041 |

MAYFAIR



| | | | | | | |
|----------------------------------|-------------|--|--|--|-------------------------------|-------------|
| Driveway Gate 3050 x 40 x 1975mm | I/N 0924940 | | | | Hinge Post 100x100x2300mm | I/N 0924950 |
| Driveway Gate 3650 x 40 x 1975mm | I/N 0924955 | | | | | |
| Driveway Gate 4270 x 40 x 1975mm | I/N 0924939 | | | | | |
| Garden Gate 1220 x 40 x 1745mm | I/N 0924956 | | | | Hinge Post 60 x 60 x 2300mm | I/N 0924947 |
| Garden Gate 915 x 40 x 1195mm | I/N 0924936 | | | | Hinge Post 60 x 60 x 1850mm | I/N 0924949 |
| Infill Panel 600 x 40 x 1575mm | I/N 0924952 | | | | Fence Post 60 x 60 x 2300mm | I/N 0924946 |
| Fence Panel 2300 x 40 x 1575mm | I/N 0924957 | | | | | |
| Half Panel 2300 x 40 x 900mm | I/N 0924941 | | | | Fence Post 100 x 100 x 2300mm | I/N 0410041 |

How It Works

It's as easy as 1,2,3! Follow the steps shown to purchase or order your product. If you need further advice speak to a Team Member at the Special Order Desk in-store.

1. The Product You Want

View the extensive range available in this brochure or online.

KENSINGTON



| | | |
|----------------------------------|-------------|--|
| Driveway Gate 3050 x 40 x 1975mm | I/N 0018832 | |
| Driveway Gate 3650 x 40 x 1975mm | I/N 0018833 | |
| Driveway Gate 4270 x 40 x 1975mm | I/N 0018834 | |
| Garden Gate 1220 x 40 x 1745mm | I/N 0018837 | |
| Garden Gate 915 x 40 x 1290mm | I/N 0018838 | |
| Infill Panel 600 x 40 x 1670mm | I/N 0018839 | |
| Fence Panel 2300 x 40 x 1670mm | I/N 0018840 | |
| Half Panel 2300 x 40 x 900mm | I/N 0018841 | |

HADLEY



| | | |
|----------------------------------|-------------|--|
| Driveway Gate 3050 x 40 x 1975mm | I/N 0018842 | |
| Driveway Gate 3650 x 40 x 1975mm | I/N 0018843 | |
| Driveway Gate 4270 x 40 x 1975mm | I/N 0018844 | |
| Garden Gate 1220 x 40 x 1745mm | I/N 0924945 | |
| Garden Gate 915 x 40 x 1290mm | I/N 0018848 | |
| Infill Panel 600 x 40 x 1670mm | I/N 0018849 | |
| Fence Panel 2300 x 40 x 1670mm | I/N 0018850 | |
| Half Panel 2300 x 40 x 900mm | I/N 0018851 | |

MAYFAIR



| | | |
|----------------------------------|-------------|--|
| Driveway Gate 3050 x 40 x 1975mm | I/N 0924940 | |
| Driveway Gate 3650 x 40 x 1975mm | I/N 0924955 | |
| Driveway Gate 4270 x 40 x 1975mm | I/N 0924939 | |
| Garden Gate 1220 x 40 x 1745mm | I/N 0924956 | |
| Garden Gate 915 x 40 x 1195mm | I/N 0924936 | |
| Infill Panel 600 x 40 x 1575mm | I/N 0924952 | |
| Fence Panel 2300 x 40 x 1575mm | I/N 0924957 | |
| Half Panel 2300 x 40 x 900mm | I/N 0924941 | |

2. Order at the Special Orders Desk

After you have selected the product you want, take this brochure to the Special Orders Desk.

3. Collect your order

Upon placing your order, your product will arrive in 7-14 working days.