

click

1.6m INFLATABLE CLIMBING SANTA

BUILT-IN AIR PUMP



INSTRUCTIONS MANUAL Item No. 0589221

FEATURES AND SPECIFICATIONS

AC/DC Adaptor	Input Voltage 100-240V, 50/60 Hz Output Voltage 12V 1000mA 12W
Fabric Material	Polyester
LED Type	3 White LED
Lead Wire	5 m
Dimensions	H160 x W100 x D75 cm (appx.)

CARE AND MAINTENANCE

- Unit can be cleaned using a soft cloth - do NOT submerge unit in water.

Disposal

- Festive Click encourages its consumers to properly recycle/dispose of unwanted or end-of-life products and batteries in accordance with local regulations and environmental recommendations.

12 MONTH WARRANTY

Any claim under this warranty must be made within 12 months of the date of purchase of the product. To make a claim under the warranty, take the product (with proof of purchase) to any Bunnings store (see www.bunnings.com.au or bunnings.co.nz for store locations).

Bunnings Group Ltd bears reasonable, direct, expenses of claiming under the warranty. You may submit details and proof to our store for consideration. The warranty covers manufacturer defects in materials, workmanship and finish under normal use.

This warranty is provided in addition to other rights and remedies you may have under law: our goods come with guarantees which cannot be excluded under the Australian Consumer Law or Consumer Guarantees Act 1993 (NZ).

You are entitled to replacement or refund for a major failure and to compensation for other reasonably foreseeable loss or damage. You are also entitled to have the goods repaired or replaced if the goods fail to be of acceptable quality and the failure does not amount to a major failure.


The warranty excludes damage resulting from product misuse or product neglect. The warranty covers domestic use only and does not apply to commercial applications.

This warranty is given by Bunnings Group Limited
ABN 26 008 672 179, Botanicca 3, Level 2 East Tower,
570 Swan Street, Burnley, VIC 3121,
e-mail: CustomerSupport@bunnings.com.au
Or call our Customer Support Team – PH: 1800 797 586

This warranty is given by Bunnings NZ Limited:
Postal address: PO Box 14436, Panmure Auckland 1741,
e-mail: OnlineEnquiries@bunnings.co.nz
Or call our Customer Support Team – PH : 1800 797 586

Item No.0589221 / QWXM240010 - AU

Manual:



★ 包摺
Roll Fold

Flat Size 315 x 148 mm
Folded Size 104 x 148 mm

PANTONE

Black 6

★ 雙面 / 單色印刷 / 霧面塗佈紙
Double Sided
Printed on white matte coated stock
One colour print, black.

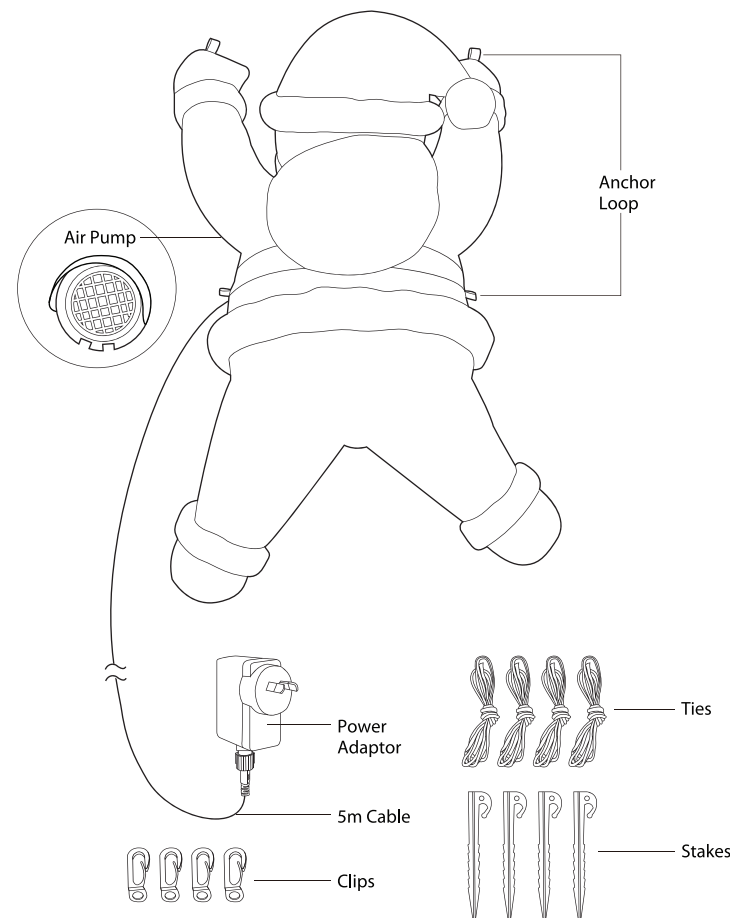


C0 M0 Y0 K100

5

6

PRODUCT FEATURES



2

SAFETY INSTRUCTIONS

Failure to follow all instructions listed below may result in electric shock, fire, and/or serious injury.

SAVE THESE INSTRUCTIONS.

- Do not attempt to use the unit if it is damaged – return the unit(s) to retailer for repair or replacement.
- IMMEDIATELY unplug and turn power off if the product begins to smoke or emit a burning odour.
- Do not modify or alter this product.
- Do not expose this product to fire or high temperatures.
- Do not handle this product with wet hands.
- Protect the electric fan and power cord from direct exposure to water. This precaution will reduce the risk of electrical shock.
- Do not install or use the product near a pool.
- Do not use the product in a bathroom.
- Close supervision is necessary when this product is used near children or pets.
- Unit should be stored indoors in a dry environment and out of reach of children and pets when not in use.
- Do not open the casing of the item. The LED light is not user replaceable.
- Do not connect the product directly to any other power source other than adaptor provided.
- Do not use inflatable in strong winds or harsh weather conditions.
- Power adaptor is only suitable for outdoor use when it is weatherproofed.
- The external flexible cable or cord of this luminaire cannot be replaced; if the cord is damaged, the luminaire shall be destroyed.
- The light source of this luminaire is not replaceable; when the light source reaches its end of life the whole luminaire shall be replaced.

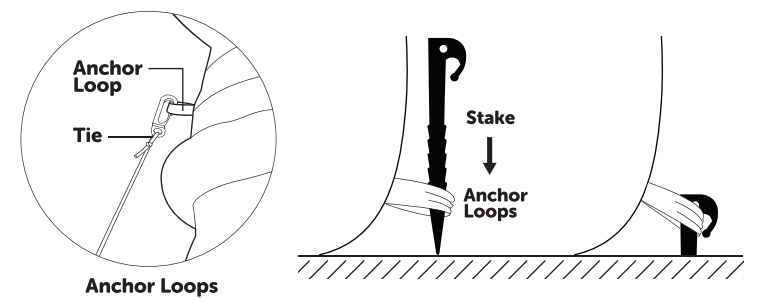
3

OPERATING INSTRUCTIONS

Inflatable is suitable for indoor and outdoor use.

When using the inflatable outdoor, we recommend the power adaptor to be plugged into an indoor or outdoor weatherproof mains power point to avoid the power adaptor contacting with water under different weather conditions. Power Adaptor is not rated for outdoor use without protection from weather elements.

- Unpack unit onto a flat, dry, level, and sturdy surface and remove all packaging.
- Lay out inflatable and ensure air intake is clear of any obstructions (including the inflatable itself) and that all zipper(s) are fully closed.
- Plug adaptor into a mains power point to inflate the product.
- Place the inflatable in the final location and adjust sandbags inside the inflatable as necessary to get inflatable standing as desired.
- Secure the inflatable to the ground by driving the provided ties, strings and stakes through the 4 anchor loops.
- Deflate inflatable by unplugging adaptor and opening the zipper.



4