

# HARVIA THE WALL

HSW450400M

*Harvia The Wall Black Steel electric heater for medium-sized sauna rooms combines minimalistic Scandinavian design and user-friendly operation with top quality. The Wall is a compact, stylish, and reliable ensemble, that is suitable for various types of sauna interiors. The heaters stylish black steel color provides a modern touch for your sauna.*

## Advantages

- Compact, stylish and reliable heater for medium-sized sauna rooms
- Stylish black steel color provides a modern touch
- Easy-to-use illuminated operating switches
- Option to choose right and lefthanded installation
- Option to integrate heater in the sauna bench



## Features

Main material : Steel


H x W x D : 610.0 x 430.0 x 260.0 mm

Net weight (kg) : 11.7

Installation location : Wall

ID	GTIN	Output (kW)	Sauna room size min - max m3
HSW450400M	6417659026499	4.5 kW	3.0-6.0

## Related products




SFE-220400



HSW5



HSW5L



HSW1



HSW5

## Spare parts

Product	ID	Pcs
Heating element, The Wall 1500W / 230V	Y10-0016	3
Timer + axel lock	WX641	1
Wall indicator lights	ZWA-061	1
Thermostat knob, The Wall	ZWA-021	1
Heating element support part The Wall	ZWA-007	1
Grid for The Wall heater	ZWA-023	1
Air flow spoiler Wall	ZWA-009	1
Axle inlet rubber seal, The Wall	ZWA-022	1
Axle, short, The Wall	ZWA-041	1
Timer knob, The Wall	ZWA-011	1
Thermostat/overheating limiter switch	ZSK-520	1
Wall mounting bracket, Wall all models	ZWA-058	1

## Technical details

Technical data	Type / attribute	HSW450400M
Technical data	Color	Black Steel
	Power output	4.5 kW
	Stone sizes	Ø5–10 cm
	Stone amount (kg)	20
	Dimensions	Product width (mm)
Product height (mm)		610
Product depth (mm)		260
Net weight (kg)		11.7
Gross weight		13.4
Package width		460
Package height		540
Package depth		265
Safety and installation dimensions	Safety distance front (non-combustible materials)	20
	Safety distance front (combustible materials)	20
	Safety distance right side (combustible materials)	35
	Safety distance right side non-combustible materials	35
	Safety distance left side (combustible materials)	35
	Safety distance left side non-combustible materials	35
	Safety distance side (non-combustible materials)	35
	safety distance to the side wall (combustible materials)	35
	Safety distance (Ceiling)	1200
	Room min. height(depends on connections and therefore from output, star/delta)	1900
	Installation opening height	1900
	Installation opening width	500
Installation opening depth	280	

Technical images

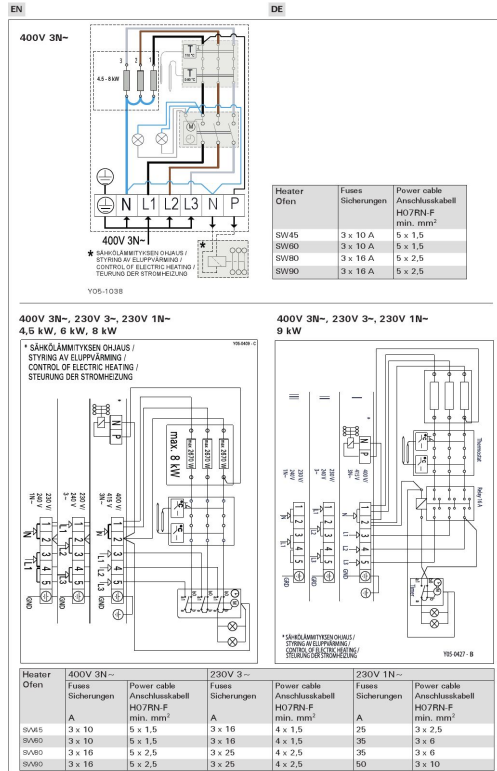


Figure 11a. Electrical connections (SW45, SW60, SW80, SW90)  
Abbildung 11a. Anschlussplan (SW45, SW60, SW80, SW90)