




**FEATURES**

- 6mm Toughened Safety NZ Standards AS/NZ2210
- 5 Year Warranty
- European Wall Liner - Flat
- Screen Height 1830mm
- Adjustable Door

**FRAME COLOURS**



**MOULD OPTIONS**

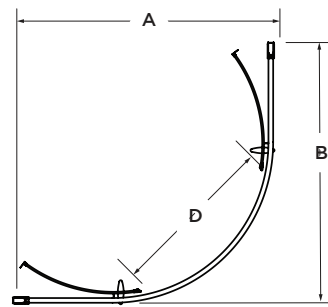
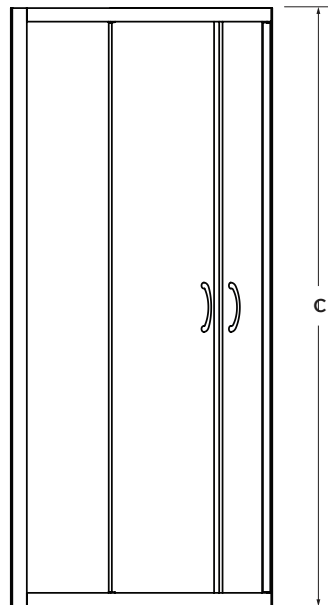


FLAT WALL

**SIZES**

900 x 900  
1000 x 1000

**SPECIFICATIONS**



SHOWER	DOOR SET			DOOR	
	A	B	C	D	E
900 x 900	870 - 890	870 - 890	1830	525	N/A
1000 x 1000	970 - 890	970 - 990	1830	525	N/A

# PRODUCT INFORMATION

## COMPONENT ONE: Door Set

CLASS: One

### DESCRIPTION

Stein Door Sets are used in conjunction with acrylic trays and linings, as well as tile floors and walls, to create a full shower enclosure. Doors are all manufactured from safety glass (NZ Standards AS/NZS 2208) with aluminum framing, and may include components of other hardware, including, but not limited to handles, hinges, and clips.

Stein door sets have variations suitable for use in both acrylic and tile 2-Sided, Alcove, Curved and Neo shower enclosures. They are available in a range of standard sizes from 750mm up to 2100mm, and have custom options. Stein door sets are also available in different screen heights, from 1830mm up to 2000mm, with custom options available. Hardware colour options include chrome, white, black, brushed brass, brushed nickel, and gun metal.

### CONTRIBUTIONS TO COMPLIANCE

B2.3.1 (c) (i),(ii) & B2.2.2 (b): Stein Door Sets have a warranted durability of between 5-10 years, when maintenance standards are adhered to. Door sets are installed as components of a building system and can be replaced without removing building elements that have greater durability. Refer to installation guides and Aftercare Document for further information.

E3.3.5: Stein Door Sets are likely to be splashed throughout the intended use of the building. Door sets are impervious. Seals should be fitted correctly to ensure water tightness, refer to installation guides for more information.

### SCOPE OF USE

Stein Door Sets are intended for use in the following environments:

- Domestic and commercial bathrooms, including residential homes, government housing, hotels, and apartments.
- Suitable for use with cold and warm water.
- Compatible with acrylic trays and linings, and tiled floors and walls that meet installation requirements outlined in relevant installation guides.
- Check door height before installation. Screen heights compatible with standard stud height, but this should be checked prior to installation.

### WARNINGS AND BANS

This product is not subject to warning or bans under section 26 of the Building Act 2004.

### CONDITIONS OF USE

- Stein door sets are intended for use under regulated water pressure and temperature that does not exceed 55 degrees Celsius, have heavy mineral loadings, geothermal qualities, or pH imbalance.
- Working parts and PVC seal durability is not included in door set durability period according to B2.2.2 (b). All working parts and PVC seals carry a 12-month warranty.
- Water leakage will occur in frameless glass showers if the shower rose is pointed directly at the door. An acrylic seal package will help to prevent water spillage.
- Must be installed in accordance with Stein Acclaim 2S and 3S Installation Manual.
- Cleaning products including bleaches, solvents, alcohol, citrus based chemicals, bath oils, and/or any abrasive cleaner shouldn't be used. Full list is outlined in Aftercare Document.
- Should be installed by an experienced shower installer or tradesman to ensure best outcome.

## COMPONENT TWO: Acrylic Tray

CLASS: One

### DESCRIPTION

Stein acrylic shower trays are made using heavy duty reinforced fiberglass acrylic. Standard profile trays are 75mm high featuring a 30mm upstand. When installed, the wall lining comes down over the upstand, forming a waterproof seal with no visible silicone in the shower.

Low profile trays are designed with a sill height of 40mm and an upstand of 40mm. These trays feature the AquaCHECK™ technology across the top of the tray upstand that combines to provide an anti-capillary gap. There is no provision for water tension to elevate the liquid up behind the acrylic liner.

Stein acrylic trays are suitable for use in 2-Sided, Alcove, Curved and Neo shower enclosures. They are available in a range of standard sizes from 750x750mm up to 1500x915mm.

### CONTRIBUTIONS TO COMPLIANCE

B2.3.1 (c) (i) and (ii) and B2.3.2 (b): Stein Acrylic Trays have a warranted durability of 10 years when maintenance standards are adhered to. Trays are installed as components of a building system and can be replaced without removing building elements that have greater durability. Refer to installation guides and Aftercare Document for further information.

G1.1 (a) and G1.3.2: Stein Acrylic Trays are made from easy clean, anti-slip acrylic. Regular cleaning routines to maintain hygienic standards are outlined in Aftercare and Maintenance document. Trays have adequate disposal via waste outlets, refer to installation manual for further information.

E3.3.2 and 3.3.5 and 3.3.6: Stein acrylic trays are designed with adequate fall to dispose of water through the waste outlet. Made from easy clean, sanitary acrylic, standard profile trays feature a 30mm upstand, over which the liner protrudes to form a waterproof seal. Low profile trays feature the AquaCHECK™ technology, sealing the top of the tray upstand to provide an anti-capillary gap. There is no provision for water tension to elevate the liquid up behind the acrylic liner.

### SCOPE OF USE

Stein Acrylic Shower Trays are intended for use in the following environments:

- Domestic and commercial bathrooms, including homes, government housing, hotels, apartments.
- Suitable for use with cold and warm water.
- Used on a level floor surface prepared as per installation instructions.

### WARNINGS AND BANS

This product is not subject to warning or bans under section 26 of the Building Act 2004.

### CONDITIONS OF USE

- Stein acrylic trays are intended for use under regulated water temperature that does not exceed 55 degrees Celsius.
- Must be installed in accordance with Stein Acrylic Wall and Tray Installation Manual.
- Cleaning products including bleaches, solvents, alcohol, citrus based chemicals, bath oils, and/or any abrasive cleaner shouldn't be used. Full list is outlined in Aftercare Document.
- Should be installed by an experienced shower installer or tradesman to ensure best outcome.

## COMPONENT THREE: Acrylic Liner

CLASS: One

### DESCRIPTION

Stein Acrylic Liners are a form folded one piece lining with no joins, made from high gloss, stress resistant antibacterial acrylic. Acrylic sheet is European made, ranging in thickness from 1.5mm to 2mm.

Acrylic liners are suitable for use in 2-Sided and Alcove configurations. They are available in a range of standard sizes from 750mm to 1800mm, and standard heights from 1830mm to 2000mm. Acrylic liners come with a flat wall, side mould or corner mould option to increase storage functionality.

### CONTRIBUTIONS TO COMPLIANCE

B2.3.1 (c) (i) and (ii) and B2.3.2 (b): Stein Acrylic Liners have a warranted durability of 10 years when maintenance standards are adhered to. Liners are installed as components of a shower enclosure and can be replaced without removing building elements that have greater durability. Refer to installation guides and Aftercare documentation for more information.

G1.1 (a) and G1.3.2: Stein Acrylic Liners are made from easy clean acrylic. Regular cleaning routines to maintain hygienic standards are outlined in Aftercare and Maintenance document.

E3.3.4 and E3.3.6: Stein Acrylic Liners prevent water from entering wall cavities and causing structural damage, maintaining a durable barrier against dampness and potential mold growth. Acrylic liners extend past the acrylic tray upstand, forming a waterproof seal and meaning there is no provision for water to flow into concealed spaces behind the lining.

### SCOPE OF USE

Stein Acrylic Liners are intended for use in the following environments:

- Domestic and commercial bathrooms, including residential homes, government housing, hotels, and apartments.
- Suitable for use with cold and warm water.
- Used on wall framing that has been prepared correctly as per installation instructions.

### WARNINGS AND BANS

This product is not subject to warning or bans under section 26 of the Building Act 2004.

### CONDITIONS OF USE

- Stein acrylic liners are intended for use under regulated water temperature that does not exceed 55 degrees Celsius.
- Must be installed in accordance with Stein Acrylic Wall and Tray Installation Manual.
- Cleaning products including bleaches, solvents, alcohol, citrus based chemicals, bath oils, and/or any abrasive cleaner shouldn't be used. Full list is outlined in Aftercare Document.
- Should be installed by an experienced shower installer or tradesman to ensure best outcome.

# PRODUCT INFORMATION

## CONTACT DETAILS

Location: NZ for Local and Imported Products

Legal and Trading Name of Manufacturer:

Newline Group Ltd

Importer Address for Service:

54 Unutoto Place, Tauranga, 3171

Importer Website: [stein.nz](http://stein.nz)

Importer Email: [sales@stein.co.nz](mailto:sales@stein.co.nz)

Importer Phone Number: 0800 002 299

## SUPPORTING DOCUMENTATION

The following additional documentation supports the above statements:

[Aftercare and Maintenance](#)

[Warranty Information](#)

[Instruction Manual](#)