

All You Need to Know



LAMINATE



BON A TIRER DU 26/12/07

- ACCEPTÉ SANS CORRECTION
- ACCEPTÉ AVEC CORRECTION
- NON ACCEPTÉ Produire un nouveau "Bon à Tirer"

Quantité : Date :

Approuvé par :

Signature :

MERCI DE NOUS RETOURNER LE BAT
SIGNÉ ET DATÉ PAR FAX AU : 01 69 79 50 71



Contents

The steps to laminate	3
Production process	4
Locking system	5
Product construction in detail	6
Structures, finish & sizes	9
Acoustic solution	10
Other benefits of laminate	11
Tarkett® Laminate FAQ	13
Know How	19


The steps to Laminate



Production process

What is laminate made of? Think layers!

Laminate flooring is a multi-ply wood-derived product consisting of the elements opposite of the elements opposite (source : EPLF).



A quality production process for quality flooring

Our production process: Direct Pressed Laminate

By the simultaneous action of heat and pressure, the different layers of the flooring are pressed together in a single operation.

RML: Reinforced Multilayer Laminate



Tarkett® prides itself on its product durability. Tarkett® Laminates are built to last. Tarkett® RML laminates are built to last even longer for you to pride yourself on your home every day, for years.

Achieved by compressing the different layers of a laminate flooring onto the core in a continuous manufacturing process, the RML laminate products feature an extra layer that rest between the decorative layer and the core board. Added to this comes a reinforced balancing layer for greater dimensional stability of the planks.

The results? *A reinforced laminate flooring with improved wear, tear, shock and impact resistance.*

Good to know:

With the best raw material and a high quality process, you reach the best quality/price ratio hence the crucial importance of the core ply, the spine of a laminate flooring.



Quality control for quality flooring

- At each stage of the production, product conformity is checked by internal laboratories
- All finish products are controlled externally by independent laboratories according to today's standards: **EN 13329**, **EN 425** etc. by WKI and IHD
- Certification **ISO 9001** in progress.
- **ISO 14000** will follow.



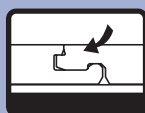
Locking system

Tarkett® T-Lock

T-Lock? UNITY IS STRENGTH!

Our glue-free solution

- No more installation tool.
- Mechanical glue-free profile for walkover installation and re-installation.
- Any error can be corrected during installation: simply lift the board, disconnect the joint, re-install. The strength of the joint is not altered.
- A small locking angle: boards can be installed almost everywhere in the room.
- And walk on your flooring as soon as it is laid!



Good to know:

- the longer the profile, the stronger the joint
- the higher the resistance of your closed joint to pulling strength, the better the resistance of the joint to traffic. State-of-the art engineered profile for long-term joint integrity – T-Lock profile withstands up to ca. 800 kg/1m (pulling strength).
- Precision milled T-Lock profile ensures a hardly seamless board-to-board connection.




Product construction in detail

The overlay

Term used to describe the resin-coated wear layer of laminate flooring products. It is composed of aminoplastic, thermosetting melamine resins and strew aluminiumoxid.

Your benefits: *wear resistance, easy to clean, stain resistant, cigarette burns resistance, colour fastness, moisture resistance.*

Techwear: *Technology developed by Tarkett® it offers a durable, no-wax, impact resistant surface that cleans easily. Transparent, it assures a veritable protection of the decor without impoverishing its aesthetic power.*



Overlay

Techwear
Tarkett

Good to know:
100% Transparent!




The décor layer

The visible differentiating element

Give free rein to your creativity

- *Our Design Studio has over 30 years of experience in the flooring industry and is regularly awarded for their collections.*
- *The best designs:* deceptively true-to-life reproductions thought-of and worked-on by wood designers for perfect realism.
- *2/3 of our designs are exclusive:* we engrave our *own cylinders*, whereas most of our competitors use existing cylinders proposed by printers.
- *Our suppliers of printed papers:* the best printers on the market to reach the best printing quality.



Décor layer


A matter of taste

Tarkett® Laminate designs are an invitation to share the timeless beauty of wood. The one you will select is purely a matter of personal preference.


They have been created to reflect who you are & what you love.

Available in different format — single strip or full-size plank — simply choose & be excited!

1/3 - 2/3



2 strip



3 strip



Large plank



Good to know:

Innovation through design: Tarkett® has gone a step further by introducing unheard-off designs to assert its leading position in terms of aesthetics: *the combined designs & the allover designs.*

When talking about “*combined*” designs: it concerns boxes in which can be found panels with a large plank design, panels with 1/3 strip – 2/3 strip design and regular 2-strip designs.

When talking about “*allover*” designs: Through this technique, the planks are cut at random without following any logic in terms of strip from one plank to the other.



See also:
Design and
Structure
for more
information


The support board

The invisible differentiating element

Term used to describe the compact, processed wooden core ply of the product.

HDF – high density fibreboard

Made from selected sawmill off-cuts saturated with synthetic resin pressed under very high pressure as defined in **EN 316**.



Raw materials:

- Soft and Hardwood

Recipe!

- Separate the raw material into fibres
- Cook the fibers with hot steam
- Add glue then dry the mix
- Press it & cut it!

Your benefits: exceptional strength, durability and dimensional accuracy.

HDF boards are today's best solution in terms of dimensional stability, indentation resistance, hygroscopic properties.

Their performance are outstanding when reaching density over 800 kg/m^3 : typical values for Tarkett® products: ca. 880 kg/m^3

Tarkett® latest product enhancement:

the Tech3S technology Tarkett® advanced technology has lead to the development of Tech3S, a state-of-the art silicon based moisture barrier at the planks' edges that prevents moisture ingress at the seams for improved humidity resistance of the flooring.

And more: always striving for more user-friendliness, Tarkett® brand new Tech3S silicon sealing system makes installation easier and ensures a flexible closure of the joints.

Ask for more, ask for Tarkett® Tech3S.

UltraBase +
Tarkett




Tech3S
Tarkett

The test method carried out to determine the swelling value at the seams will evaluate the behaviour of Tarkett® Tech3S products in contact with water compared to other standard laminate flooring. A water-based cleaning agent is poured at the seams of assembled planks – on their long & short sides. The measuring process starts immediately after.

Tech3S products = 70% less swelling than standard products.

The balancing layer

It refers to the melamine impregnated kraft paper on the underside of the core ply.



Balancing layer

Good to know:

This layer protects the core from moisture ingress and guarantees dimensional stability



Structures, finish & sizes



Structures & grainy overlay:

Leader in terms of design, Tarkett® Laminate offers the finest structures and finish through to better answer the evermore fashion-conscious consumers.



A brand new embossing creating the weathered and aged appearance of a rustic flooring.



An overall textured gloss finish that highlights the woodgrain's natural features.



State-of-the-art finish that displays the pattern of wood in three different thicknesses, this creating the most visually interesting characteristics and contrast.



An embossed-in-register surface that reproduces the structures of real wood by strictly following its pattern all along.



An embossed-in-register surface that reproduces the structures of real stone by strictly following its pattern all along.



An outstanding silky, no-gloss surface. The perfect emulation of wood original appearance.



An outstanding structure combining the embossed-in-register technique with subtle manual scraping: the best of nature, the best of mancraft.



The perfect emulation of manual scraping, Tarkett® handscraped effect combines heavy, medium and light scrap thus creating an uneven and worn look.



Tarkett® Laminate benefiting from beveled effect are beveled in their width & length (4-sided Effect) or on their length (2-sided Effect) to perfectly match the visual effect of a genuine hardwood floor.





Acoustic solution

Facts on: the acoustic issue

Acoustic tests are made in order to measure the reduction of the noises in the room in the high frequencies; noises that are hurting our ears among which the famous « Tac, tac, tac, » ... or « Clic, clic, clic ».

The higher the reduction in the high frequencies, the better the acoustic comfort in the room.



The idea ?

Specially developed backings pressed together with the original laminate flooring thanks to state-of-the-art production process. Not forgetting the risk of loss of efficiency due to the crashing of the underlayer, Tarkett® special backings have been designed to meet the demands for a durable sound absorbent flooring.

- 1 External air transmitted sound
- 2 Internal air transmitted sound
- 3 Impact sound
- 4 Machinery
- 5 Foot fall sound

The results ?

- The disturbing ambient noise in the room is reduced by 3 to 4 times.
- The transmission of sound through the floor to the levels below is reduced up to 20 dB.
- An easier installation as a simple watertight film on the subfloor is required.
- Acoustic effect almost comparable to a glued down multi-layer wood floor.
- The results expressed **DLw in dB**, weighted index according to ISO 140-8 📊, corresponds to the Reduction of impact noise transmitted to the level below. The higher the value, the better.
- The results in SL corresponds to a psychoacoustical index expressing the level of walking noise (also called drum sound) according to EPLF 021029-3 📊,

Good to know:

The true technological challenge for flooring producers is to produce floorings combining sound-absorption & resistance to traffic through time. Indeed, the denser a product, the lesser its sound absorption capacity.



the European Laminate manufacturers' standard.

A proof of the reduction of ambient noise in the room where the flooring is installed compared with standard flooring. The classification is given in SL results.

The results in percentage corresponds to the reduction of ambient noise according to ihd-W 431.

The higher the SL results or the percentage, the better.


*For instance, 7 mm laminate + 3mm PE foam with PE foil
=> %4 / < SL10*

Tarkett®'s solution

SRS

What is it? Tarkett® SoundReductionSystem features a chlorine-free compact foam with closed cell structure: the outstanding acoustic absorption properties in the high frequencies of a heavy mass are combined with a strong reduction of sound transmitted to the level below.

How does it work? Tarkett® SRS provides mass to block sound. When sound passes through the SRS under-layer, it creates vibrations. Non porous, extremely dense yet soft, the SRS solution will absorb vibrations and stop transmission. As such not only does SRS prevent sound from bouncing back, it also inhibits sound from travelling into the room below.



Smart SRS 1032 : SL30 > 25% – Δ 18 dB
Select SRS 1133 : SL30 > 25% – Δ 18 dB



Other benefits of laminate

Allergies and Laminate

If you have allergies and you feel them when in your house, take a close look at what you walk on. Laminate flooring is a hard surface that does not gather dust or pollen. Due to the smooth, hard surface of laminate flooring board, common house dust, insects and animal hair particles are not as likely to find purchase on laminate flooring board as they would in the fibers of a carpet. Instead, dust simply sits on top where it is easily swept or vacuumed up.

The difference is one that you will have to feel to believe.

Installing laminate flooring board can lead to a cleaner living area overall; there is considerably less potential for particles which cause allergies to become a danger.

Potential health risks from exposure to formaldehyde are without question a valid concern. Always striving for



total customer satisfaction, Tarkett® addresses this issue very seriously and offers you decorative power as well as peace of mind.

Indeed, like all wood-based products, laminate flooring also contains the substance formaldehyde, which can be emitted to the air retroactively. However, Tarkett® laminate flooring feature emission levels comparable with those from natural wood. And more: The amount of possible emissions is well below the legally permissible limit of 0.1 ppm (i.e. 0.12 mg/m³ of air), the so-called E1 value, with values reaching 0.01ppm

Against this background, therefore, Tarkett® laminate flooring is suitable for use without reservation even in sensitive areas such as children's rooms and kindergartens, according to Fraunhofer Wilhelm-Klauditz-Institut für Holzforschung (WKI), Braunschweig.

Committed Expertise

Think about safe laminate flooring. Think about Tarkett laminate flooring.

From stores and professional offices to restaurants, hotel receptions and even private homes, floor spaces with light to heavy foot traffic demand floorings that are as beautiful and inviting as they are durable. And more. Tarkett offers a comprehensive set of technical innovations for those who need rock-solid peace of mind. Guaranteed by Tarkett.

Think antistatic properties

All around us, electrostatic charges are generated. We often call it static electricity and we have all experienced it in everyday life. Clothing sticks to your body, dust particles are attracted to the floor after cleaning or you walk over a textile floor and receive a small electric shock when you touch a door handle. In our everyday life this static electricity is harmless and causes only the occasional slight discomfort, but in rooms exposed to a strong demand, the electrostatic loading can be prevented by using laminate flooring with antistatic characteristics according to EN 1815.

Benefiting from specially treated wear layer & décor paper, our antistatic lines will take up the electrostatic body tension and pass them to the natural grounding potential. Guaranteed wellbeing and the assurance of low maintenance flooring.

Ask for our Vintage, Minerals, Lamin'Art and Professionals' lines.

How to read the standards?

Flooring with antistatic characteristics according to EN 1815 will take up the electrostatic body tension and distribute it into the flooring. Antistatic floors according to this standard are used for domestic or public applications and are characterised in terms of the voltage of a person walking on such a floor. This voltage shall be less than 2 kV according to EN 1815.

Think fire-retardance

Our Select 933/Select SRS 1133 line features a combined solution of chemical and physical treatments which result in an improved reaction of the floor in case of fire. Select 933/Select SRS 1133 is a Reinforced Multilayer Laminate flooring (RML) benefiting from a state-of-the-art built-in treatment proven through Tarkett extensive research and testing.

Tarkett Select 933/Select SRS 1133 line is fire-retardant according to EN13501-1 (Bfl-s1 certified): not only will

our solution help to delay combustion by reducing the flammability of the flooring, it is also the guarantee for a really low smoke producing flooring. Yet an extra guarantee.

How to read the standards?

According to EN 14041 (CE standard), the minimum requirement for a laminate flooring is Efl. All standard Tarkett laminate lines are classified Cfl-s1. Select 933/Select SRS 1133 with its Bfl-s1 results is considered fully fire-retardant laminate flooring.

Think slip resistance

Every floor can become a potentially dangerous walking surface. With Select 933/Select SRS 1133, Tarkett designed a unique consistent slip resistant solution to provide safe walking and working surfaces anywhere dusty, wet or dirty incoming traffic can create hazardous conditions. To make your environment safer.

Particularly adapted to public areas with a direct entrance from the outside, Select 933/Select SRS 1133 enhanced slip resistant properties feature a modified surface embossing in combination with chemical processing.

This optimal dual solution – both physical and chemical – increases the friction between foot & floor, enhances slip resistance and ultimately helps reduce slip and fall.

Select 933/Select SRS 1133 has obtained the R10 rating according to DIN 51130: a veritable break-through in the laminate flooring industry.

And more: Select 933/Select SRS 1133's tested durability and high abrasion resistance thanks to its RML construction are the assurance that Tarkett offers a reliable, slip resistant solution for those who want to take the right precaution.

How to read the standards?

The DIN 51130 (also known as the ramp test) classification is as follows:

R9 > 6 to 10°	R10 >10 to 19°
R11 >19 to 27°	R12 >27 to 35°
R13 >35°	

The higher the rating, the more a laminate flooring may be considered slip resistant. The R9 is the accepted minimum value to declare laminate flooring as slip resistant according to the standard.

With Select 933/Select SRS 1133 R10 rating, Tarkett is the first laminate manufacturer to offer true slip-resistant laminate flooring.



Now that you know
how it is done it is high time
to install it!

Tarkett® Laminate FAQ

1 - What is laminate?

- It's a combination of layers that form a solid, long-lasting flooring material.
- How is it produced?


Laminate flooring is produced in board form. The production process involves the individual layers in the laminate floor being pressed together under high pressure and at high temperature. The two main production processes currently in use are: DPL (Direct Pressure Laminate) and HPL (High Pressure Laminate).

DPL

In the direct-pressure laminate process the decorative covering layer and stabilizing layer are pressed together onto the core layer.

Composition of a direct-pressure laminate floor (DPL)

Source : EPLF




HPL

In the high-pressure laminate process, on the other hand, the decorative paper and overlay are pressed onto special high-strength paper first. Only in a second stage is this so-called high-pressure laminate glued to the core board.

Composition of a high-pressure laminate floor (HPL)

Source : EPLF



RML: Tarkett® prides itself on its product durability. Tarkett® Laminates are built to last. Tarkett® RML laminates are built to last even longer for you to pride yourself on your home every day, for years.

Achieved by compressing the different layers of a laminate flooring onto the

core in a continuous manufacturing process, the RML laminate products feature an extra layer that rest between the decorative layer and the core board. Added to this comes a reinforced balancing layer for greater dimensional stability of the planks.

The results? A reinforced laminate flooring with improved wear, tear, shock and impact resistance.



RML

Reinforced multilayer

2 - What is it made of?

Laminate flooring is made up of three layers:

- Decorative paper and overlay in melamine resin
- Core layer made of HDF board
- Stabilizing layer made of special paper

The decorative paper is what gives the laminate flooring its individual appearance. There are a wide range of innovative and highly authentic wood reproduction decorative coverings, but the large variety of interesting reproduction tile designs and fantasy decorative coverings should not be forgotten either. The wear layer is provided by the melamine resin, a highly wear resistant material that makes laminate flooring so hard wearing.

The core of the laminate floor is provided by the core layer. As its name suggests, this supports the decorative paper and the overlay, and of course the people who later walk on the floor.

The stabilizing layer makes up the bottom layer of laminate flooring and is what gives the floor its stability.

All in all, it is more than 80% wood!

3 - How to check the Moisture yourself?

Concrete floors always emit moisture. There is a very simple test that you can conduct yourself to give you a rough idea of the moisture content of your concrete slab.

Tape down a few pre-cut 50x50 pieces of polyethylene. Duct-tape them to various areas of the sub-floor. Wait about 72 hours. Then, lift up a corner of each test square. Beads of condensation on the underside of any of them, or a dark moist sub-floor indicate a moisture problem. You would need to consult a professional for further testing and solutions. If the plastic is dry, go ahead install your laminate flooring! Always lay down a vapour barrier-it's required over concrete.

4 - What else do I need to check?

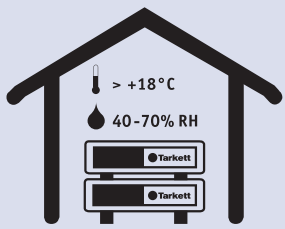
Test	Check
Humidity	Simple DIY test with polyethylene sheets
Evenness	<ul style="list-style-type: none">■ The base must be absolutely even■ Small areas of unevenness can be compensated with a pad■ Floor unevenness amounting to over 3 mm/1 m or 2 mm over 2 m have to be smoothed or levelled out.
Firmness	The base must be absolutely firm
Ground temperature	<ul style="list-style-type: none">■ At least 15°C (59°F)■ The maximum difference between panel and floor temperature should be +/- 3°C (37.4°F)
Cleanliness	The base must be absolutely clean and therefore it should be cleaned with a powerful industrial vacuum cleaner.

Good to know:

HDF is isotrope, and therefore as much "works" in the length as in the width.



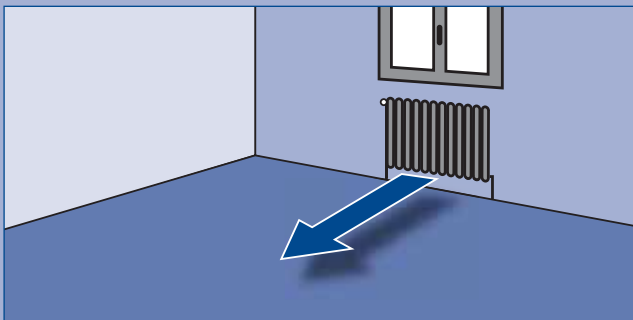
5 - Do I have to acclimate the flooring?



- Yes, Tarkett® Laminate Flooring must be allowed to acclimate to the temperature of the room in which it will be installed. The packaged flooring should be placed in the room for a minimum of 48 hours prior to installation.

6 - In which direction should I install laminate flooring?

- Always take into account the light source and the main direction from which the floor will be viewed. Panels should always be laid lengthwise in accordance with the main viewing direction and main source of light.



7 - If damaged, can I repair my laminate flooring?

Small damages

- Because some marks and dents are unavoidable Tarkett® offers a Repair Kit for small surface repairs containing wax sticks acting as filler. They are colour co-ordinated to match the flooring. They resist wear and moisture.

Replace a board

- If an individual panel is damaged during use, it can be replaced without having to remove the entire floor and since Tarkett® Laminate Flooring does not require dye lots and does not fade, the replacement panel will match perfectly.

See Instructions on how to replace a board in the installation leaflet

8 - Do we need expansion gaps? why, where, when?

- Whether you install the flooring over a wood sub floor, a concrete slab, or existing flooring, you'll need to leave a gap at the walls for expansion. Tarkett® recommends that you leave at least an 8 to 10 mm gap around the room. Use the installation springs (which you leave) or the spacers (which you take out after installation) to create the necessary gap around the room.

Laminate is influenced by the surrounding humidity. Therefore you should always allow for settlement joints (of between 8 and 10 mm) in the following situations:

- Around fixed elements (e.g. heating pipes diameter of the pipe + 16-20mm, door frames etc.)
- Beneath every door and where there are room dividers
- With adjoining floors of a different kind

Please note that 20 mm settlement joints will be needed in the following cases:

- Rooms > 10 m length (when the boards are installed lengthways)
- Rooms > 10 m width (when the boards are installed crossways)

9 - What do I need to do to clean my laminate flooring?

Post installation cleaning

- Remove rough dirt with a soft brush, sawdust and dirt with a broom and dustpan
- Any glue residue should be removed with a special laminate glue solvent, rub down the area, once treated, with a white, non scratching pad
- Wipe over the flooring with a clean and dry cloth twice. Then, wipe down with a wrung out damp cloth impregnated with a cleaning solution dedicated to laminate flooring basic cleaning
- Any residue (cleaner and loose glue) must be removed with a dry absorbent fabric cloth

Periodical cleaning

- Every 2 weeks damp mop your flooring.
- Do not saturate the floor with water. The cloth should be clean. Dip it in water and wring it extremely well. It should not be dripping! Spray a cleaning solution adapted to laminate flooring onto the mop. Rinse the mop as often as needed to keep it clean. Dry the floor using the dry-mopping method to avoid any film to dry over the flooring

10 - Under-floor heating

Is laminate compatible?

Yes, it is, however, some rules have to be observed:

- Water based systems
- Maximum contact temperature 28°C
- Maximum water temperature 50°C
- Change the temperature gradually at the start and at the end of a heating period

Are all systems appropriate?

No, they are not. Stay away from electrical under-floor heating systems as they are generally more difficult to control than warm water under-floor heating systems, especially with respect to keeping a maximum surface temperature of 28°C (required for laminate floors). Depending on the system used, it may heat up too fast and too irregularly.

11 - What about formaldehyde emissions?

- Like all wood-based products laminate flooring also contains the substance formaldehyde, which can be emitted to the air retroactively. The amount of possible emissions, however, is absolutely minimal and falls within the range of "normal background levels" in room air, according to a report by the Fraunhofer Wilhelm-Klauditz-Institut für Holzforschung (WKI) Braunschweig. This is comparable with emission levels from natural wood and is well below the legally permissible limit of 0.1 ppm (i.e. 0.12 mg/m³ of air), the so-called E1 value. Against this background, therefore, laminate flooring is suitable for use without reservation even in sensitive areas such as children's rooms and kindergartens, according to the WKI.

12 - How can I dispose of Laminate/ Is laminate recyclable?

- Disposal is no problem whatsoever. Pieces left over from installation and any other individual pieces can be disposed of along with normal household waste. Where complete floors are taken up, however, these should be taken directly to the waste disposal site. Since laminate flooring is composed of 80 percent wood, it can be burnt without reservation just like other wood-based products. Thanks to new technologies it is now also possible to recycle

laminated flooring. Reduced to chips or fibres, 85 percent of the mass of a laminated flooring product can be returned to the production process. As culture substrates they can even be used in agriculture and landscaping.

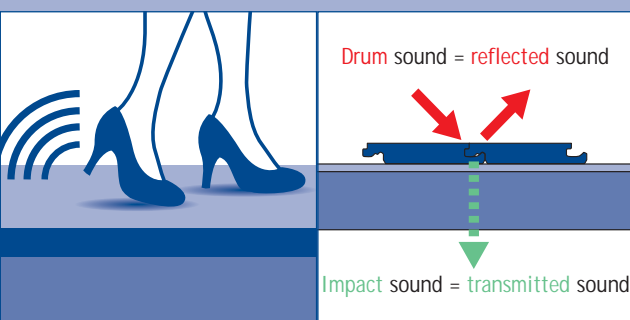
13 - What about exotic species?

- With Laminated flooring you can get exotic species without chopping off the rainforest. Today there is a high demand for more tropical species but at the same time a vividly expressed concern for the rainforest. By installing laminated flooring with an exotic species design you can get the effect you desire without jeopardizing the future of endangered species.

14 - What is drum sound?

- Drum sound (also called room sound, emitted sound, resonance sound or reflected sound) is principally defined as perceived level of airborne sound inside a room created by walking persons, falling toys and other impact sources.
- Different test methods are under evaluation to determine the subjective and objective drum sound performance of a laminated floor.

Source EPLF



15 - What is transmission/impact sound?

- Impact sound which is created by walking over a floor and transmitted through the structural floor to the room below. Impact sound transmission of a parquet or laminated flooring is measured according to ISO 140 - 8 using a tapping hammer placed on the floor.
- The results are expressed in a single value called impact sound improvement index ΔL_w (dB) principally describing the difference between the noise level in the room below once with and once without the laminated floor. The higher this value the lower the noise level in the room below the floor. Typical values for ΔL_w are between 16 and 24 dB.



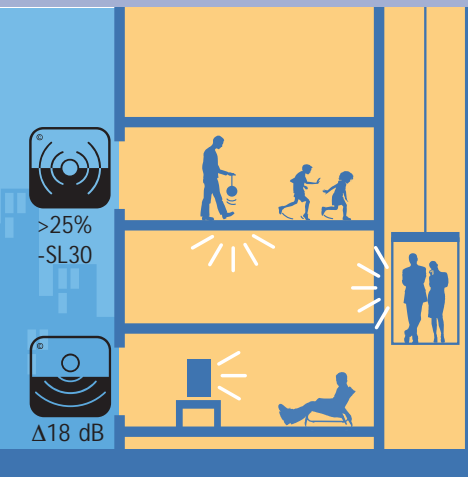
SRS





What is it? Tarkett® Sound Reduction System features a chlorine-free compact foam with closed cell structure: the outstanding acoustic absorption properties in the high frequencies of a heavy mass are combined with a strong reduction of sound transmitted to the level below.

How does it work? Tarkett® SRS provides mass to block sound. When sound passes through the SRS under-layer, it creates vibrations. Non porous, extremely dense yet soft, the SRS solution will absorb vibrations and stop transmission. As such not only does SRS prevent sound from bouncing back, it also inhibits sound from travelling into the room below.

How to read the acoustic results?



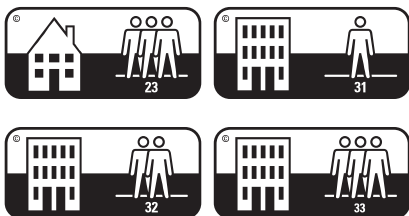
Ambient noise in the room 		Transmission noise 
Reduction of the drum-sound according to EPLF 021029-3	Reduction of the drum sound according to ihd-W 431	ISO 140-8
<p>The results in SL corresponds to a psychoacoustical index expressing the level of walking noise (also called drum sound) according to EPLF 021029-3, the European Laminate manufacturers' standard. A proof of the reduction of ambient noise in the room where the flooring is installed compared with standard flooring. The classification is given in SL results. The results in percentage corresponds to the reduction of ambient noise according to ihd-W 431. The higher the SL results or the percentage, the better the acoustic comfort. For instance, 7 mm laminate + 3 mm PE foam with PE foil = > 4% / SL10</p>		<p>It corresponds to the reduction of impact noise transmitted to the level below. The higher, the better.</p>
SL 30	>25%	Δ 18 dB

16 - What are the grades in Laminate? How does it work?

Based on the AC rating developed by the European Producers of Laminate Flooring (EPLF) the grading of Laminate flooring is using criteria based on the balance between durability and the intensity of the traffic in the area where the Laminate flooring is to be installed.

A series of tests are conducted measuring different aspect of the Laminate flooring: resistance to abrasion, burns, staining, impact, dents, etc.

After meeting the AC standards on all testing, the Laminate is "graded" accordingly.



CL23/31	AC3 IC1	For general residential use in bedroom and living rooms and dining rooms more.
CL32	AC4 IC2	Usually referred to as "semi-commercial". Can be installed in varied locations, such as small offices and other light commercial locations.
CL33	AC5 IC3	More durable. AC5 products are suitable for commercial areas such as boutiques, busier offices, and restaurants. Can withstand the traffic of heavier commercial areas such as department stores and public buildings installed in higher traffic.

Know How



The Techwear layer offers a durable, no-wax, scratch-and-impact resistant surface that cleans in a flick of a wrist. Transparent, it insures a veritable protection of the decor without reducing its beauty.



An HDF inner core featuring a density from 880 to 920 kg/m³ for superior resistance to marks and dents, great homogeneity and outstanding stability.



New ! A state-of-the art silicon based moisture barrier at the planks' edges to prevent moisture ingress at the seams, make the installation even easier & ensure a flexible closure of the joints.



T-Lock? Because it's so easy. Because it's so quick. Because it's so strong. T-Lock, unity is strength.



Antistatic properties according to EN 1815 (< 2 kv): the assurance of extremely low maintenance laminate flooring.



A chlorine-free compact foam with closed cell structure combining the outstanding acoustic properties with a strong reduction of the transmitted impact sound.



Tarkett® RML products feature an extra layer of paper & a reinforced balancing layer. Featuring greater shock-and-impact resistance besides greater dimensional stability, they are built to last even longer for you to pride yourself on your home every day, for years.



Discover Tarkett unique & consistent slip resistant surface (R10 according to DIN 51130). Designed to provide safe walking even after many years of use. (Featuring Select 933 & Select SRS 1133).



Tarkett® Laminate benefiting from beveled effect are beveled in their width & length (4-sided Effect) or on their length (2-sided Effect) to perfectly match the visual effect of a genuine hardwood floor.



Tarkett® 25-years, 20-years & 5-years guarantees (See General Conditions of Guarantee).



Product's logistical information



Symbol for the number of boards per box.



Symbol for the number of m² per box.



Symbol for the weight of the product per m².

Product's characteristics



Symbol according to EN 13329 (abrasion resistance & impact resistance).

AC/IC results according to products.



Symbol according to EN 438-2 (cigarette burns resistance).

Grade 5
ie Tarkett® products will resist cigarette burns.



Symbol according to EN 425 (castor-chair resistance).

No change in appearance or damage.



Symbol according to EN ISO Blue Wool Scale/ EN 20105 Grey Scale (light-fastness resistance).

> level 6
> Level 5
ie Tarkett® products will not fade.



Symbol according to DIN 52612-1 (thermal resistance).

(+/-) 0,07 m² K/W (standard products)
& (+/-) 0,08 m² K/W (SRS products)
ie Tarkett® products are compatible with low temperature underfloor heating.



Symbol according to EN 13501-1 (flame resistance).

Cfl-s1 for all products.



Symbol according to EN 13501-1 (fire retardant properties)

Bfl-s1 for Select 933 & Select SRS 1133



Symbol according to EN 717-1 (formaldehyde emission).

E1



Symbol according to EN 438-2 (resistance to staining)

Grade 5



Symbol according to EN 424 (effect of furniture legs)

No damage (type 0 indentor test).



www.tarkett.com