


Engine Start-up Guide

Freecall (AUS) 1800 069 486
(NZ) 0508 069 486

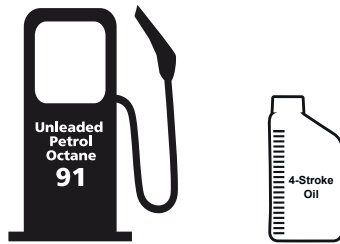
www.ozito.com.au



PTP-425

1. The PTP-425 is a 4 stroke Transer Pump and before starting requires...

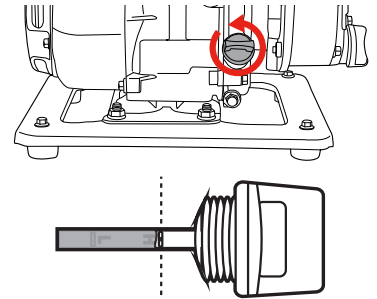
- Fuel
Use **91 Octane** Unleaded Petrol
- Oil
Use **SAE10W30** or **5W30 4-Stroke Oil**.



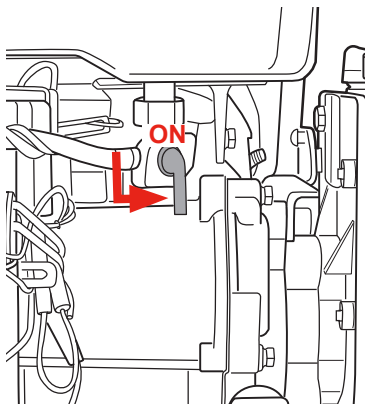
2. Remove the fuel cap and pour unleaded petrol (91 RON). Do not use ethanol blended fuels. Fuel tank capacity is 1.6L. After refuelling, make sure the fuel cap is closed properly and securely.



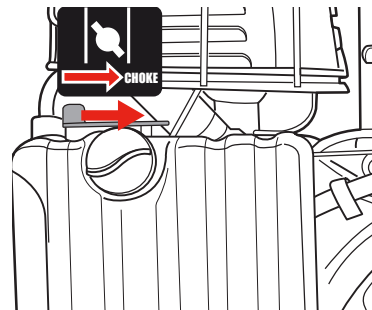
3. Unscrew the dipstick and fill the oil tank until it reaches the max indicator on the dipstick. Oil tank capacity is 350ml. Ensure the dipstick is screwed back on once filled.



4. Move the fuel lever to the "ON" position.

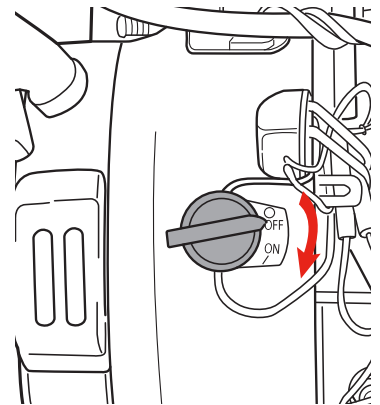


5. Move the choke lever to the right "CHOKE" position.

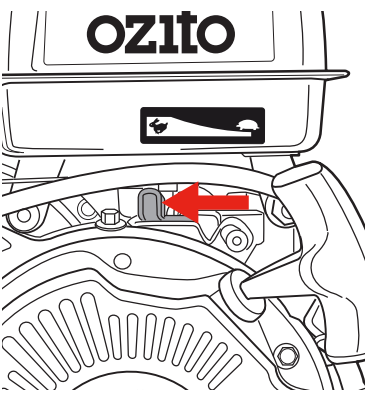


Note: No choke is required If restarting a warm engine, move choke lever to the left position.

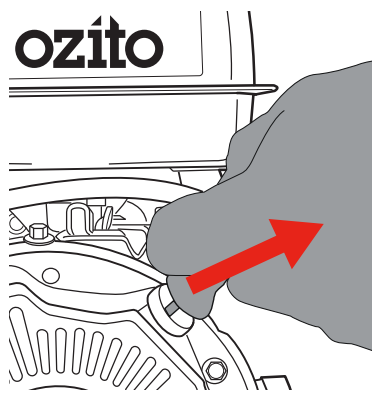
6. Turn the engine on/off switch to the ON (I) position.



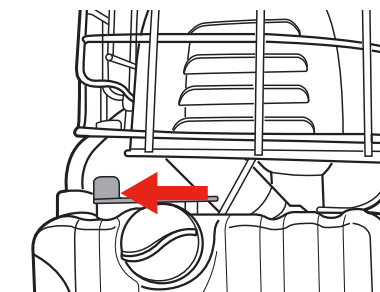
7. Move the throttle fully left (fast position).



8. Pull recoil starter until engine starts.



9. Once started move the choke lever to the left.



Note: Allow engine to run for 30-60 seconds before adjusting throttle.

Note: This is a guide only, please ensure you read and understand the instruction manual.

Have any questions, call Ozito (Aus) 1800 069 486 (NZ) 0508 069 486