




Cut-to-Size Blind | Order Sheet

As a faster and more economical alternative to 'custom made' blinds, we'll cut to size our range of 'ready made' venetian blinds. With 'cut to size' venetian blinds, you can have blinds made to fit your windows perfectly. You can have them from 450mm up to 2100mm width, and from 100mm up to a maximum drop of 1370mm.



BLINDS AVAILABLE

All blinds available through special orders if retailer does not stock product. See Team Member for details.

35mm Wooden Venetians

25mm Aluminium Venetians



CUTS AVAILABLE

1. When measuring your window you must decide on inside or outside mount installation. (Please see Guide Rules).
2. Please only fill out the window sizes in the installation section for the type of installation you require.
3. Use metal tape measure for accurate measuring.
4. Record all measurements in millimeters.
5. Please measure window exactly, Windowware will make the necessary allowances for brackets.

NOTE: Please take care when measuring your windows. Once blinds are cut to size order is final.



INFORMATION

Please read the following information and details in regards to completing your 'Cut to Size' order.

HOW DO I PLACE THE ORDER?

- Fill in the 'Cut to Size Order Form' on the back of this sheet, and once completed please take to the Bunnings Special Orders Counter in store.
- You will be asked to sign the form to confirm your measurements are correct.
- Please pay the full amount quoted for this order.

WHAT WILL IT COST?

- The price of the Blind + a cutting fee.
- The Bunnings Team Member will calculate the price for you.

WHEN WILL I GET THEM?

- Your 'cut to size' blinds will be available for you to collect from the store within 10 working days.

HOW DO I INSTALL THEM?

- A screwdriver or a drill is all you need. Screws and installation instructions are included with every order.

SPECIAL NOTE

- Wooden Blinds: Please note when the width is cut the end will not be painted.

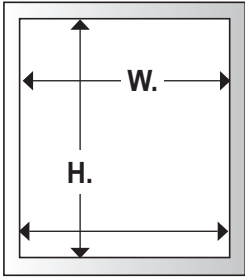
NOTE: These blinds are made especially for you. There are NO refunds or exchanges if the customer has supplied incorrect measurements.

✂️ Cut-to-Size Blind | Order Form

INSIDE MOUNT

Cut Down Required ☐ Width ☐ Drop ☐ Both

Please measure window exactly*, Windoware will make the necessary allowances for brackets.



Lifting cords are on the right hand side. Wands are on the left hand side.

***PLEASE NOTE:** We recommend you take **THREE** measurements of window; top, middle and bottom. Be sure to give us the **SMALLEST** measurement!

Width:

Drop:

BASSWOOD

☐ Teak 35mm

☐ Black 35mm

☐ White 35mm

ALUMINIUM

☐ Silver 25mm

☐ White 25mm


☐ Champagne 25mm

☐ Charcoal 25mm

OUTSIDE MOUNT

Cut Down Required ☐ Width ☐ Drop ☐ Both

Please measure window exactly to end of architrave



Lifting cords are on the right hand side. Wands are on the left hand side.

Width:

Drop:

BASSWOOD

☐ Teak 35mm

☐ Black 35mm

☐ White 35mm

ALUMINIUM

☐ Silver 25mm

☐ White 25mm

☐ Champagne 25mm

☐ Charcoal 25mm

CONFIRMATION OF ORDER

I (print customer name) hereby state that the above measurements are correct and understand that once blinds are cut to size, the order is final and can not be changed.

Date Order Place Total Due \$

Customer Signature Paid in Full Date

Customer Contact Number Receipt Number

CHECKLIST PROCEDURES FOR TAKING CUT-TO-SIZE ORDERS

1. Is window inside or outside mount (Check if correct box is filled out)? ☐
2. Has blind type and colour been marked? ☐
3. Have you informed the customer that there is NO refund/exchanges if they supply wrong measurements? ☐
4. Have customers details been filled out and have they signed on this order form/s? ☐
5. Have you taken full payment for goods? ☐

ORDERS WILL NOT BE PROSESSED UNLESS THIS SECTION IS COMPLETED

Bunnings Team Member Name Date Order Faxed

Bunnings Store Bunnings Order Number

Bunnings Contact Phone Number

Order Placed via Bunnings Connect ☐ Order Form Faxed/Emailed to Windoware ☐