

User Manual

Portable Fabric Speaker Pro SP-2125

WHAT'S IN THE BOX







- » Portable fabric speaker
- » USB-A to USB-C charging cable
- » User manual

You may also need:

- » USB-A power source for charging (laptop/PC, powerbank, car charger, 240V wall adaptor, etc.)

OVERVIEW



FUNCTION	OPERATION
Charging	<ul style="list-style-type: none"> » Connect the USB-C cable to a 5V USB-A power source (wall charger, car charger, laptop/PC, powerbank, etc.). » Red light: Charging. Light off: Fully charged. » Note: Fully charge before first use.
Turning on/off	<ul style="list-style-type: none"> » Press and hold the  Power switch.
Changing lighting effects	<ul style="list-style-type: none"> » Press the  Light button to change effects.
Playing Music via Bluetooth	<ol style="list-style-type: none"> 1. Turn on the speaker. 2. Select SP-2125 in your device's (smartphone, tablet, laptop, etc.) Bluetooth settings. 3. Start playback on your device. 4. Flashing white light: Not paired. Paired: White light. <ul style="list-style-type: none"> » To disconnect, turn off your device or the speaker.
Playing from a Micro SD Card or USB Flash Drive	<ol style="list-style-type: none"> 1. Turn off the speaker. 2. Insert a Micro SD card (metal contacts facing the USB port) or a USB flash drive (both not included). 3. Turn the speaker back on. It will automatically switch to the correct mode. <ul style="list-style-type: none"> » Supports MP3 files.
Switching input modes	<ul style="list-style-type: none"> » Press the  Bluetooth switch.
Controlling playback	<ul style="list-style-type: none"> » Press the  Play button to play or pause. » In Bluetooth mode, you can also control playback on your device.
Adjusting volume	<ul style="list-style-type: none"> » Press the + button to increase the volume. » Press the - button to decrease the volume. » In Bluetooth mode, you can also adjust the volume on your device.
Playback with Two Speakers (TWS Pairing)	<ul style="list-style-type: none"> » For TWS pairing, two SP-2125 speakers are required. When connected via Bluetooth, one speaker plays the left channel (left side), and the other plays the right channel (right side) for stereo sound. <ol style="list-style-type: none"> 1. NOTE: Ensure both speakers are not paired with any other device. 2. Turn on the speakers. 3. Press the  TWS button on one speaker. It will automatically pair with the other speaker (this can take up to 10 seconds). 4. Select SP-2125 in your device's Bluetooth settings. 5. Start playback on your device. <ul style="list-style-type: none"> » To disconnect, press the  TWS button.

FUNCTION	OPERATION
Skipping tracks	<ul style="list-style-type: none"> » Press and hold the + button to go to the next track. » Press and hold the - button to go to the previous track. » In Bluetooth mode, device controls also work for skipping tracks.

SAFETY PRECAUTIONS

- » If the speaker become hot during use or charging, unplug and stop using them immediately.
- » Charge on a flat, dry surface, away from flammable materials.
- » Unplug the speaker once fully charged to prevent overheating.
- » Keep away from moisture, dust and extreme heat.
- » Clean with a soft, dry cloth. Avoid harsh chemicals.
- » Do not disassemble.
- » Follow your local laws for proper disposal and battery recycling; avoid putting it in kerbside bins.

TROUBLESHOOTING

Speaker Won't Turn On:

- » Charge the battery.

No Sound:

- » Check volume level on speaker and connected device.
- » Check Bluetooth connection.

Bluetooth Pairing Issues:

- » Keep the speaker next to your device during pairing.
- » Ensure the speaker is in pairing mode. Turn off and on again to switch to pairing mode.
- » If the speaker is paired to another device, disconnect before connecting to your device.
- » If the speaker's Bluetooth name is not found, refresh or search again. Wait up to 1 minute for device to appear.

TWS Pairing Issues:


- » Ensure both speakers are not paired with any device.

SPECIFICATIONS

- » Model: SP-2125BK-249, SP-2125TP-256
- » Audio inputs: Bluetooth, Micro SD, USB
- » Bluetooth pairing name: SP-2125
- » Bluetooth version: 5.3
- » Bluetooth range: 10m (unobstructed)
- » Speaker rating: 5W x2
- » Battery capacity: 1200mAh
- » Charging time: Approx. 3 hours
- » Charging power input: 5V
- » Dimensions (WxDxH): 96x96x213mm
- » Weight: 676g

SUPPORT

For help, scan the QR code or visit: <https://help.laserco.com.au/support/home>.
Enter your model number for FAQs, troubleshooting, and more.



Product design, actual colour, features and specifications are subject to change without prior notice.

LASER

Product Support:

P: (02) 9870 3388

E: support@laserco.com.au

W: www.laserco.com.au/warranty