

**MODULAR
STORAGE SYSTEM**
WITH NEW ONLINE PLANNER



Available at
BUNNINGS
warehouse

RACK IT **BUILT** **EASY**

TAKE ME TAKE ME ○ TAKE ME TAKE ME

RACK IT 1000KG

BUILT TOUGH

PLAN AND FORM YOUR SPACE

THE NEXT CHAPTER IN YOUR STORAGE STORY STARTS HERE

You'll get this. We know because you take pride in your passions. Take care of your stuff.




DESIGN YOUR ULTIMATE STORAGE SPACE IN 4 EASY STEPS WITH OUR PLANNER

Whether you need a tough storage solution with that extra shelf depth, added drawers and cabinetry or prefer a robust shelf with optional wall storage, the choice is yours. Just measure your space, customise the system to suit your needs and create your Bunnings order list. Our Rack It Planner helps you design your garage or work space in 4 easy steps to create a safe and organised space.



PLAN & CREATE YOUR CUSTOM STORAGE DESIGN

SCAN THE QR CODE AND START PLANNING YOUR GARAGE OR WORK SPACE





BUILT TOUGH

HEAVY DUTY MODULAR SHELVING SYSTEM

Rack It 1000KG is our best storage solution, built tough, with 600mm of useable shelf depth that creates enough space to store all you need. Rack It 1000KG modular systems are expertly engineered and tested to meet our high standards and specifications, so you can count on our products to provide years of use.

Let's begin the next chapter in your storage story. We'll guide you through the easy 4-step process to build a storage system that works for you. Let's do this.

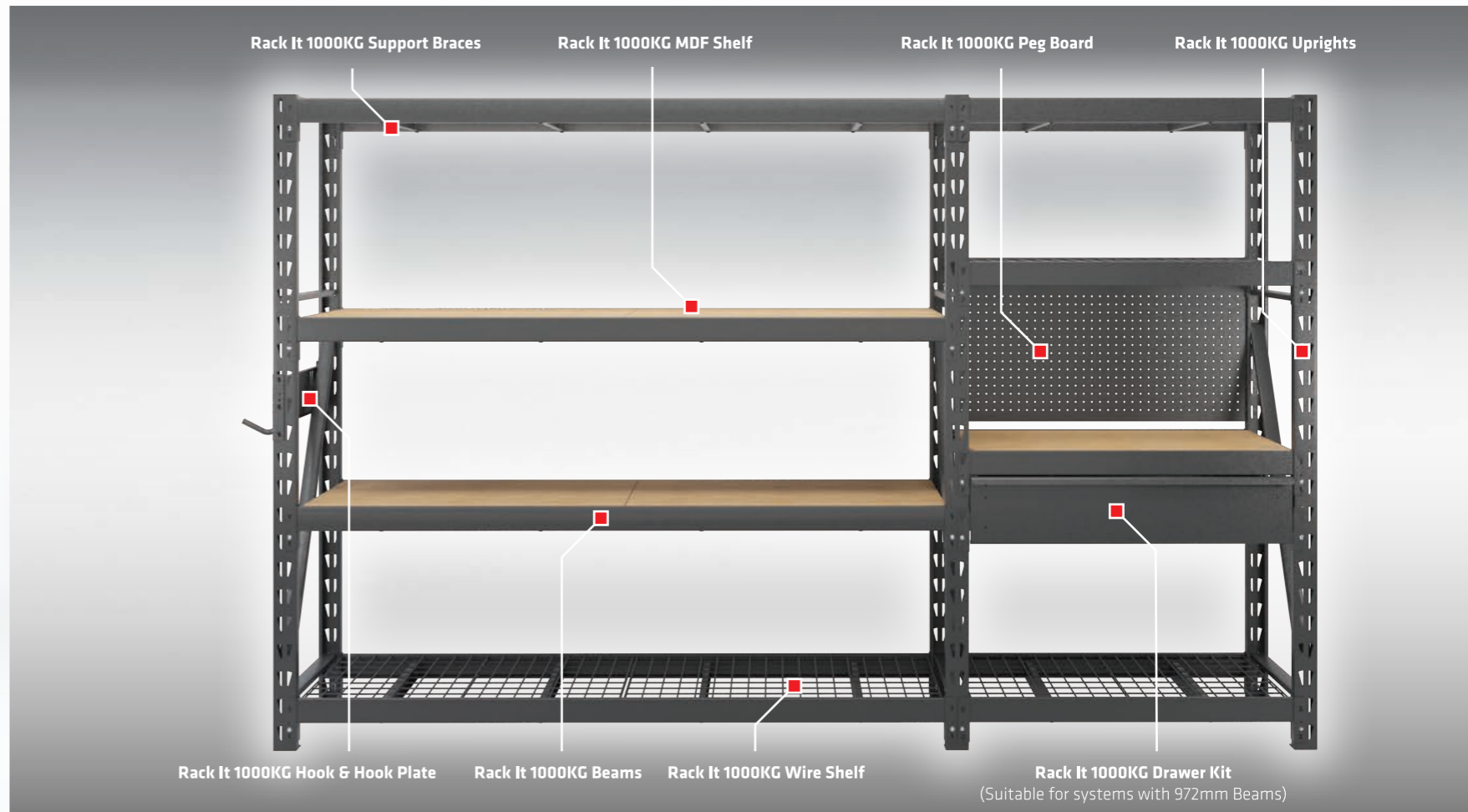


A CUSTOMISABLE STORAGE SOLUTION TO SUIT YOUR WORKSPACE



Pictured above is an example Rack It 1000KG shelving system with two bays, each configured with 1872mm Beams. The modular design of Rack It means you can choose exactly how your system will look, making it work for you. Choose your width and height, extend with additional bays and optimise with a range of accessories. No rush though, you can start small and extend over time.






* All tests were conducted independently via a third party laboratory under a controlled testing environment.




RACK IT **1000KG** BUILT EASY

STEP 1 PICK YOUR BEAMS, THEN ADD THE REQUIRED SUPPORT BRACES AND SAFETY PINS

HOLDS UP TO:
1000KG
PER SHELF
EVENLY DISTRIBUTED

	972mm Beam	I/N: 2760510 (01619)
	1264mm Beam	I/N: 2760511 (01620)
	1872mm Beam	I/N: 2760512 (01621)
	2464mm Beam	I/N: 2760513 (01622)
	2765mm Beam	I/N: 0176971 (02840)

	Shelf Support Brace	972mm, 1264mm, 1872mm Beams I/N: 2760514 (01625)
		2464mm Beam I/N: 2760515 (01635)
		2765mm Beam I/N: 0176972 (02841)

972mm Beams - 2 Braces per shelf
1264mm Beams - 3 Braces per shelf
1872mm Beams - 4 Braces per shelf
2464mm Beams - 6 Braces per shelf
2765mm Beams - 6 Braces per shelf

 **Safety Pins (20 pack)**
All Beams require 2 Safety Pins for safe operation
I/N: 2760238
(RISP)



STEP 2 CHOOSE YOUR UPRIGHTS; MULTIPLE HEIGHTS AVAILABLE

All Uprights have a depth of 645mm



	916mm 645mm D I/N: 2760284 (RIUD900B)
	1830mm 645mm D I/N: 2760219 (RIUD1800B)
	2135mm 645mm D I/N: 2760239 (RIUD2100B)
	2438mm 645mm D I/N: 0176970 (02839)

STEP 3 SELECT THE WIDTH AND STYLE OF YOUR SHELVES; AVAILABLE IN MDF OR WIRE

15mm MDF SHELF

	897mm* 597mm D I/N: 2760250 (RITS)
	1197mm** 597mm D I/N: 2760383 (00865)

WIRE SHELF

	896mm* 594mm D I/N: 2760507 (01623)
	1196mm** 594mm D I/N: 2760508 (01624)

All shelves are designed to fit with any 645mm deep Uprights

* 2 x 896-897mm Shelves required for 1872mm Beams
* 3 x 896-897mm Shelves are required for 2765mm Beams
** 2 x 1196-1197mm Shelves required for 2464mm Beams

STEP 4 ADD YOUR EASY-TO-USE ACCESSORIES

900mm DRAWER KIT
(Suitable for systems with 972mm Beams)
I/N: 2760283
(RID)

PEG BOARD
I/N: 0027934
(01921)
HOOKS SOLD SEPARATELY

HOOK PLATE
I/N: 2760420
(01193)
HOOKS SOLD SEPARATELY

SINGLE & DOUBLE HOOKS

	SINGLE I/N: 2760418 (01191)
	DOUBLE I/N: 2760419 (01192)

4PK CASTORS WITH BRAKES
(Suitable for 916mm Uprights only)
I/N: 2760441
(01337)

TIP
Create a portable work bench with Castor wheels.



BUILT TOUGH

RACK IT PRO DRAWERS AND CABINETS

The Rack It PRO series is designed to transform your 1000KG system into a fully operational workspace. The Rack It PRO range is designed to fit with the Rack It 1000KG system and can also be used as stand-alone items to complement any garage or commercial storage needs.

You've built your Rack It 1000KG shelving, now you need to secure your tools from the hands that are likely to mess with your stuff. Like those belonging to little kids. It's time to make this thing PRO.



EXPAND YOUR RACK IT 1000KG INTO A PRO SYSTEM



Lockable cabinets and drawers



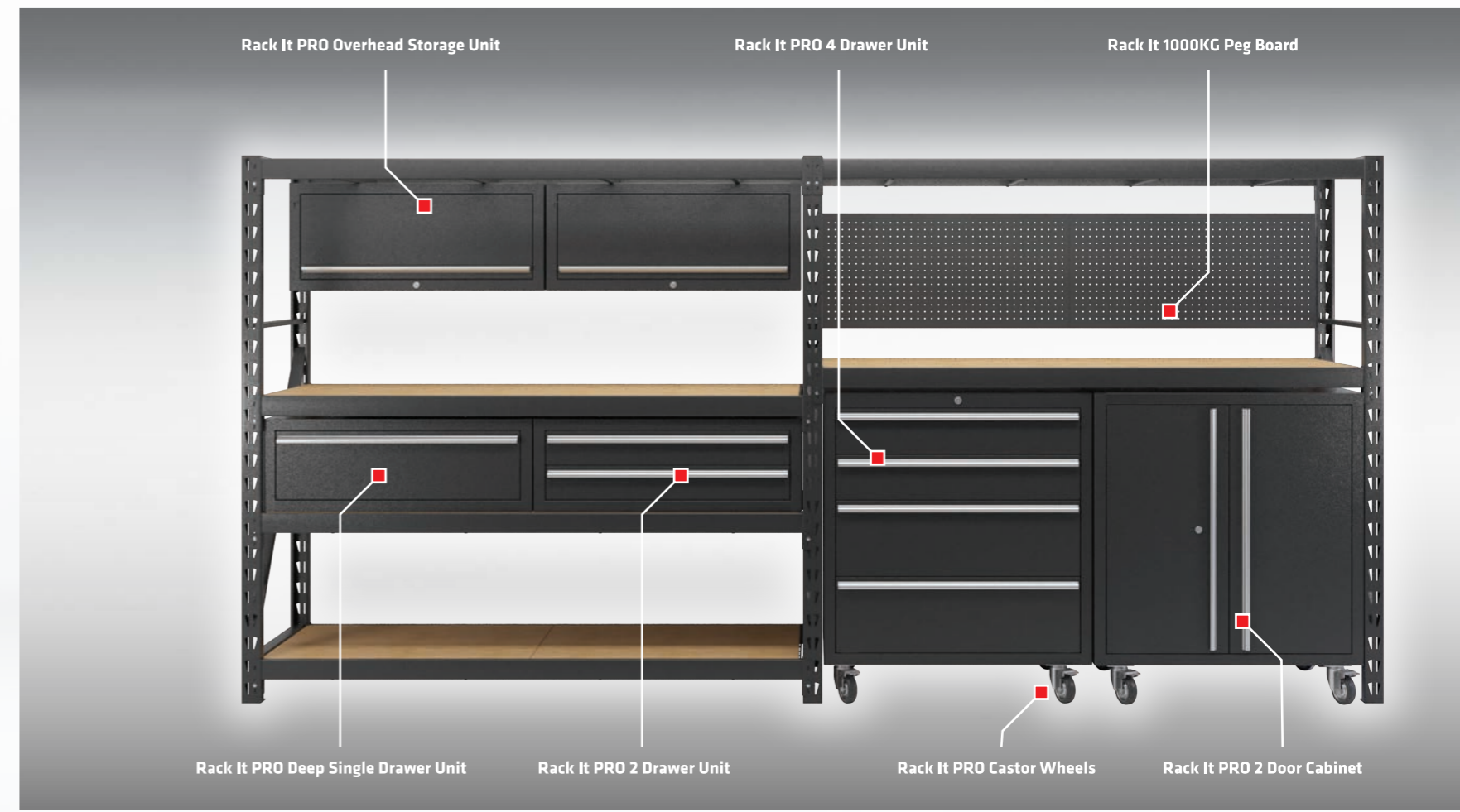
Castor Wheels for easy movement



Smooth operation drawer runners



Pneumatic gas struts on overhead cabinet



Rack It PRO Overhead Storage Unit

Rack It PRO 4 Drawer Unit

Rack It 1000KG Peg Board

Rack It PRO Deep Single Drawer Unit

Rack It PRO 2 Drawer Unit

Rack It PRO Castor Wheels

Rack It PRO 2 Door Cabinet

EXPAND YOUR RACK IT 1000KG INTO A PRO SYSTEM



2 DOOR CABINET

900mm W x 910mm H x 600mm D

- 2 door cabinet with 2 height adjustable shelves
- Lockable cabinet for secure tool storage (keys included)
- Spring fix hinges for easy fitting and removal of doors
- Unit can be placed on heavy duty PRO Castor Wheels for a mobile storage solution

TOTAL LOAD RATING: 60KG I/N: 0027426 (01902)



4 DRAWER CABINET

900mm W x 910mm H x 600mm D

- 2 deep drawers hold up to 20kg each and 2 shallow drawers hold up to 10kg each
- Lockable cabinet for secure tool storage (keys included)
- Unit can be placed on heavy duty PRO Castor Wheels for a mobile storage solution

TOTAL LOAD RATING: 60KG I/N: 0027425 (01904)



2 DRAWER UNIT 900mm W x 305mm H x 400mm D

- Holds up to 10kg per drawer
- Big grip aluminium handles
- High quality ball bearing drawer slides

TOTAL LOAD RATING 20KG I/N: 0027427 (01903)



DEEP SINGLE DRAWER UNIT 900mm W x 305mm H x 600mm D

- 200mm deep drawer holds up to 20kg
- High quality ball bearing drawer slides
- Can be placed under a work bench for convenient storage

TOTAL LOAD RATING 20KG I/N: 0027429 (01906)

BUILT MODULAR



SCAN QR CODE TO VIEW RACK IT PRO OVERVIEW VIDEO



OVERHEAD STORAGE UNIT 900mm W x 380mm H x 240mm D

- 2 shelves, 1 height adjustable and can hold up to 15kg each
- Lockable door for secure storage (keys included)
- Can be placed above a work bench for convenient storage
- Gas strut door stays

TOTAL LOAD RATING 30KG I/N: 0027428 (01905)



360° SWIVEL

I/N: 0027430 (01907)

PRO CASTOR SET 4PK

- Specifically designed for use with PRO 2 Door and 4 Drawer Cabinets
- 2 Castors fit with total lock brakes
- 360 degree swivel action



RACK IT 400KG

BUILT MODULAR

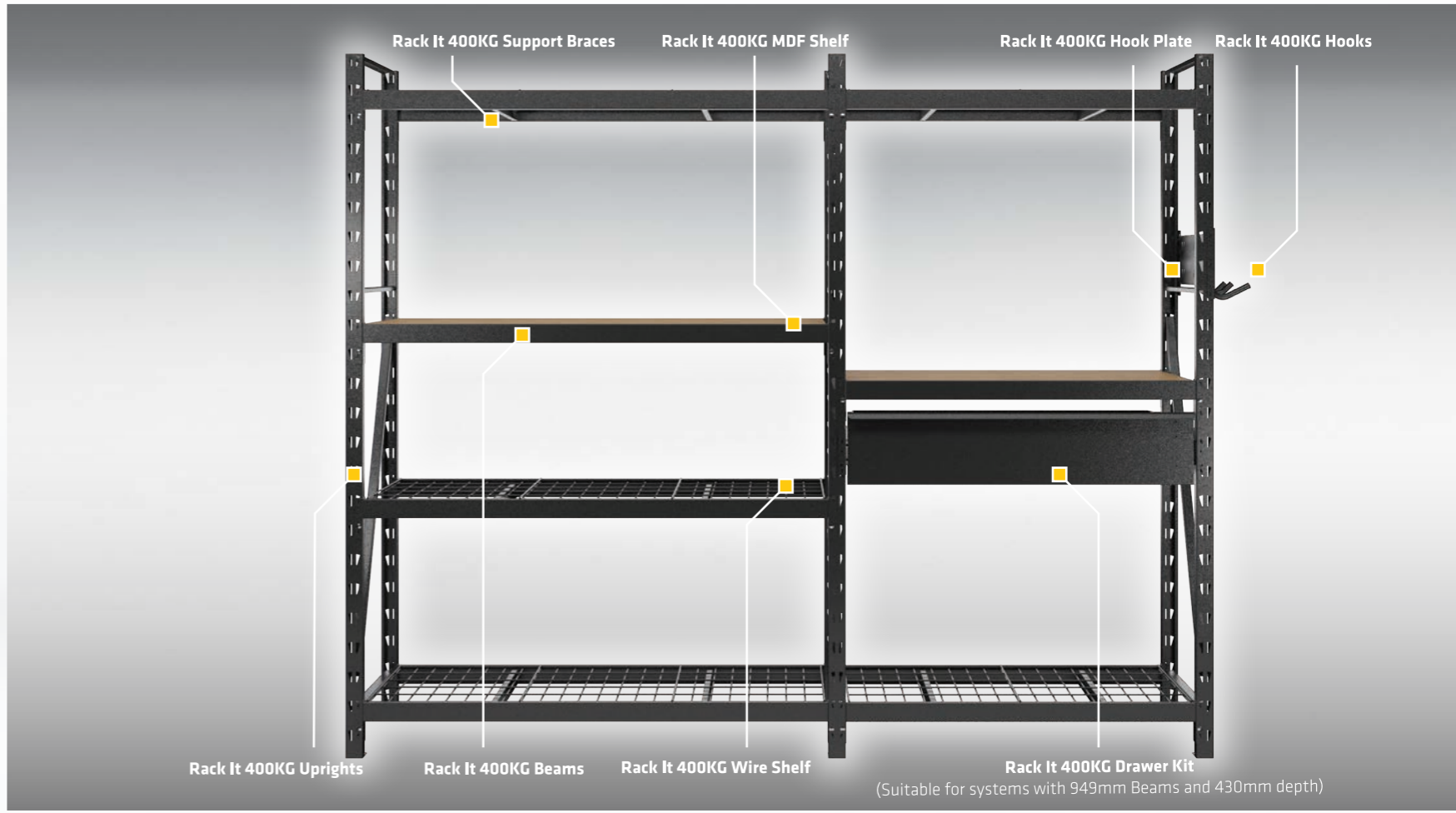
OUR ENTRY LEVEL STORAGE SYSTEM

Rack It 400KG is available in two depths, 430 and 530mm. It is a customisable and modular storage system that can be configured to several heights and widths making it highly versatile. Each shelf in your Rack It 400KG system is tested to hold up to 400kg when evenly distributed.

For the 400KG range we use the same 4 Step Process as we do for 1000KG. You know the drill; Beams & Braces, Uprights then Shelves, finish with Accessories. The difference? The two shelf depths. You've got this.



A COMPACT AND CUSTOMISABLE STORAGE SOLUTION FOR SMALLER WORKSPACES



RACK IT **400KG** BUILD **EASY**

STEP 1 PICK YOUR BEAMS, THEN ADD THE REQUIRED SUPPORT BRACES AND SAFETY PINS

- 949mm Beam** I/N: 2760548 (01607)
- 1249mm Beam** I/N: 2760549 (01608)
- 1541mm Beam** I/N: 2760550 (01609)
- 1841mm Beam** I/N: 2760551 (01538)
- Shelf Support Brace**
 - 420mm D** I/N: 2760547 (01606)
 - 520mm D** I/N: 2760535 (01537)

949mm Beams - 2 Braces per shelf
 1249mm Beams - 2 Braces per shelf
 1541mm Beams - 4 Braces per shelf
 1841mm Beams - 4 Braces per shelf

Safety Pins (20 pack) I/N: 2760238 (RISP)
 All Beams require 2 Safety Pins for safe operation

STEP 2 MATCH TO THE DEPTH OF YOUR SUPPORT BRACES THEN CHOOSE THE HEIGHT OF YOUR UPRIGHTS

Uprights available in depths of 430 & 530mm

Height	430mm D	530mm D	430mm D	530mm D
916mm	I/N: 2760536 (01597)	I/N: 2760523 (01526)	I/N: 2760537 (01598)	I/N: 2760524 (01527)
1526mm	I/N: 2760538 (01599)	I/N: 2760526 (01528)	I/N: 2760539 (01530)	I/N: 2760527 (01529)
1831mm				
2136mm				

STEP 3 SELECT THE WIDTH AND STYLE OF YOUR SHELVES; AVAILABLE IN MDF OR WIRE

9mm MDF SHELF

Shelves available in depths to suit 430 or 530mm Systems

Width	430mm D	530mm D
897mm*	I/N: 2760544 (01603)	I/N: 2760531 (01534)
1197mm	I/N: 2760545 (01604)	I/N: 2760532 (01535)
1497mm	I/N: 2760546 (01605)	I/N: 2760534 (01536)

WIRE SHELF

Width	430mm D	530mm D
895mm*	I/N: 2760540 (01600)	I/N: 2760528 (01531)
1195mm	I/N: 2760542 (01601)	I/N: 2760529 (01532)
1495mm	I/N: 2760543 (01602)	I/N: 2760530 (01533)

STEP 4 ADD YOUR EASY-TO-USE ACCESSORIES

900mm DRAWER KIT
 (Suitable for systems with 949mm Beams and 430mm depth)

I/N: 2760554 (01612)

TOTE CLIP HOLDERS (6 PACK) I/N: 2760561 (01618)

TOTE RAIL
 (Suitable for systems with 949 or 1249mm Beams)

Width	I/N
1249mm	2760553 (01611)
949mm	2760552 (01610)

SINGLE & DOUBLE HOOKS

Type	I/N
SINGLE	2760556 (01614)
DOUBLE	2760557 (01615)

HOOK PLATE
 (Suitable for 430mm depth only)

I/N: 2760558 (01616)

HOOKS SOLD SEPARATELY

* 2 x 895-897mm Shelves required for 1831mm Beams

RACK IT WALL

BUILT EASY

RACK IT WALL WORKBENCH AND SHELF RANGE

The Rack It WALL Storage System allows you to maximise the usability of your space. Mount shelving to the walls of your garage or workspace and customise your look with a range of accessories to suit your needs. Store your tools, bikes and clutter out of the way – it's heavy duty storage without compromising your space.

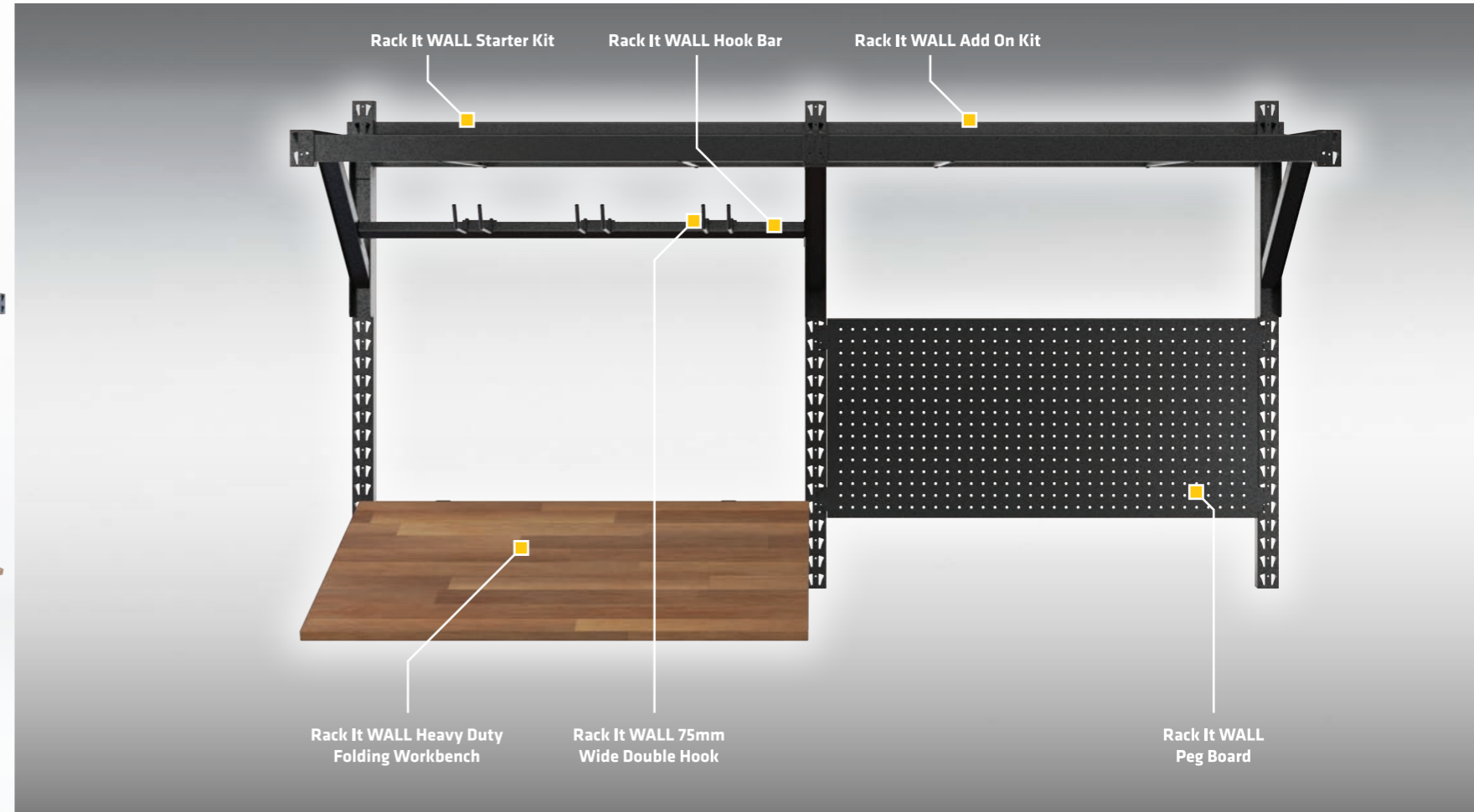
Haven't got room for heavy-duty shelving? No problem. Grab a Rack It WALL Kit, pick a spot on your wall, and take advantage of the untapped storage potential above you.



MAXIMISE YOUR STORAGE WITHOUT COMPROMISING FLOOR SPACE



Customise further with a wide range of Bars, Plates, Hooks and other accessories.



RACK IT WALL

The Rack It WALL Starter Kit is the beginning of your WALL system. From there, you can extend with Add On Kits for more overhead storage space and optimise with a range of hanging accessories below the shelf.

The Rack It WALL Folding Workbench is designed to fit with your Rack It system or can be used on it's own.



RACK IT WALL STARTER KIT; THE PERFECT START TO MAXIMISE YOUR STORAGE SPACE



I/N: 0057671 (01803) **TOTAL LOAD RATING: 100KG***

900MM STARTER KIT

1029mm W x 1029mm H x 630mm D

INCLUDES:

- 1 x Rack It WALL Hang Track 1029mm
- 2 x Rack It WALL Brackets
- 2 x Rack It WALL Beams 949mm
- 2 x Rack It WALL Double Slot Wall Strips 1029mm
- 1 x Rack It WALL Wire Shelf 900 x 600mm
- 2 x Shelf Support Braces 612mm
- 2 x Shelf Support Braces 612mm
- 10 x Self Tapping Screws



I/N: 0176973 (02842) **TOTAL LOAD RATING: 100KG***

HEAVY DUTY FOLDING WORKBENCH

940mm W x 294mm H x 600mm D

- Add to your Rack It WALL System or use on its own
- 4 Folding Functions
- Premium 20mm Rubberwood
- Brackets included

PLEASE NOTE:

* Total weight loading for the Rack It WALL Starter, Add On Kit and Heavy Duty Folding Workbench **must not exceed 100KG each**, including items loaded onto hooks and other accessories. Adding such accessories does not increase weight loading capacity.

I/N: 0057672 (01804) **TOTAL LOAD RATING: 100KG***



900MM ADD ON KIT

1029mm W x 1029mm H x 630mm D

INCLUDES:


- 1 x Rack It WALL Hang Track 1029mm
- 1 x Rack It WALL Bracket
- 2 x Rack It WALL Beams 949mm
- 1 x Rack It WALL Double Slot Wall Strip 1029mm
- 1 x Rack It WALL Wire
- Shelf 900 x 600mm
- 2 x Shelf Support Braces 612mm
- Plaster Board and Dyna Bolt fixings
- 8 x Self Tapping Screws

MAXIMISE YOUR SPACE

954mm HOOK BAR
I/N: 0057659 (01778) **TOTAL LOAD RATING: 25KG**



945mm PEG BOARD
I/N: 0057660 (01787) **TOTAL LOAD RATING: 100KG***



949mm HOOK PLATE
I/N: 0176975 (02843) **TOTAL LOAD RATING: 60KG**



75mm SINGLE HOOK
I/N: 0057663 (01792) **TOTAL LOAD RATING: 20KG**



125mm SINGLE HOOK
I/N: 0057664 (01793) **TOTAL LOAD RATING: 20KG**



125mm WIDE DOUBLE HOOK
I/N: 0057667 (01795) **TOTAL LOAD RATING: 20KG**



FORWARD J HOOK
I/N: 0057669 (01798) **TOTAL LOAD RATING: 20KG**



STRAIGHT SINGLE HOOK
I/N: 0057662 (01791) **TOTAL LOAD RATING: 20KG**



75mm DOUBLE HOOK
I/N: 0057665 (01794) **TOTAL LOAD RATING: 20KG**



125mm NARROW DOUBLE HOOK
I/N: 0057666 (01795) **TOTAL LOAD RATING: 20KG**



150mm NARROW DOUBLE HOOK
I/N: 0057668 (01797) **TOTAL LOAD RATING: 20KG**



SIDE J HOOK
I/N: 0057670 (01799) **TOTAL LOAD RATING: 20KG**



THE RACK IT WALL HOOK RANGE IS MADE FROM STEEL AND RUBBER COATED FOR ADDED STRENGTH!

RACK IT 1000KG STARTER KITS

AN EASY START TO BUILDING YOUR CUSTOM STORAGE SYSTEM

Not sure where to begin? Start with a Rack It Starter Kit and build your system over time as your needs evolve. Using the double slotted Uprights, you can extend with additional shelving and Starter Kits or customise with a range of accessories from the Rack It 1000KG and PRO ranges.

Rack It 1000KG Starter Kits are available in two sizes. Both feature 600mm deep shelves that are tested to hold up to 1000kg per shelf when evenly distributed.



I/N: 2760599
(01810)

3 WIRE SHELF KIT

1938mm W x 1830mm H x 645mm D

INCLUDES:

- 2 x 1830mm Uprights
- 6 x 1872mm Beams
- 6 x 896x594mm Wire Shelves
- 12 x Shelf Support Braces
- 12 x Safety Pins



HOLDS UP TO:
1000KG PER SHELF
EVENLY DISTRIBUTED

I/N: 0176969
(02838)

3 WIRE SHELF KIT

1938mm W x 2135mm H x 645mm D

INCLUDES:

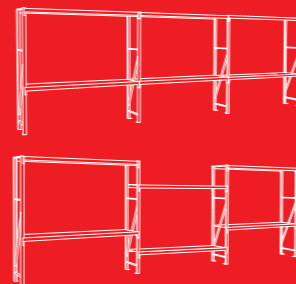
- 2 x 2135mm Uprights
- 6 x 1872mm Beams
- 6 x 896x594mm Wire Shelves
- 12 x Shelf Support Braces
- 12 x Safety Pins



NO NUTS OR BOLTS
ONLY TOOL REQUIRED IS A MALLET

QUICK INSTALLATION
A TIDY GARAGE IN A FEW HOURS

- Easy assembly
- Ideal for storage of your tools, accessories or any garage item
- Safe and secure



MULTIPLE KITS CAN BE COMBINED
IN VARIOUS CONFIGURATIONS

SHOWN ABOVE ARE CONFIGURATIONS
USING TWO STARTER KITS

I/N: 2760599
(01810)



I/N: 0176969
(02838)



HOW TO BEST STORE YOUR HEAVY AND LIGHTWEIGHT ITEMS

1. Rack It 400KG system

Do not exceed 400kg per shelf evenly distributed.

Rack It 1000KG system

Do not exceed 1000kg per shelf evenly distributed.

Weight that is concentrated in the center of the shelf will reduce the shelf capacity.

2. Load small, stable items on the top shelves.

Heavier and bulkier items should be stored on the lower shelves. Load the unit by placing objects from bottom to top. This will ensure overall stability of the unit. Safety pins should be used at all times to prevent beams from lifting.

3. Never climb or stand on the unit. Always use a ladder.

4. Not intended to be used by children.

5. Do not alter the product in any way as it could compromise the performance of the unit as intended and will void all warranties.



Note: It is recommended that larger, heavier items are stored on the bottom shelves and smaller, lighter items are stored on the upper shelves.



THIS PRODUCT SHOULD BE ANCHORED TO THE GROUND OR WALL TO AVOID SERIOUS INJURY OR DEATH

To help avoid any serious injury or death, this product has been fitted with a ground mounting bracket to prevent toppling. We strongly recommend that this product be permanently fixed to the ground or wall. Fixing devices are not included since different surface materials require different attachments. Please seek professional advice if you are in doubt as to which fixing device to use. Check anchors regularly.

RACK IT 1000KG

BUILT TOUGH

NOW FOR THE TECHNICAL STUFF

Rack It products are manufactured in modern, automated factories using cold rolled steel and powder coated with our unique textured black finish. Rigorous assessments are implemented inline along with final quality control procedures to ensure the quality and consistency of each product.

Rack It systems are independently tested and verified via a third party certified laboratory to achieve the stated weight load rating.



SCAN QR CODE TO VIEW ASSEMBLY VIDEO

EXPERT TIPS

NO NUTS OR BOLTS NEEDED

BUILT TOUGH

SUPPORT WITH BRACES



BUILT TOUGH

GROW WITH HEIGHT



BUILT TOUGH

EXPAND WITH BEAMS



BUILT TOUGH

PIN TO SECURE



EASY ASSEMBLY can be built in minutes

The Rack It system is simple and easy to assemble. There are no nuts or bolts, only a rubber mallet is required.



SCAN QR CODE
TO VIEW
ASSEMBLY VIDEO

**EASY
ASSEMBLY**

**NO NUTS OR
BOLTS NEEDED**



1

Pick your space, grab a helper and stand both Uprights roughly a Beams width apart.



2

Insert your Beams into the Upright slots at your desired height, one shelf at a time, starting at the back.



3

Using your mallet, tap the end of each Beam so they sit securely in each slot.



4

Add a Safety Pin to each Beam-Upright junction to secure.



5

Slide the required Support Braces into the holes of each Beam to reach the maximum weight rating for each shelf.



6

Insert Shelves in the recesses of your Beams and on top of the Support Braces.

RACK IT 1000KG

HOW TO EXTEND

**THE BEST MODULAR
RACKING SYSTEM ON THE MARKET**

**GROW WITH ALL YOUR NEEDS,
EXPAND WITH ALL YOUR PASSIONS.**

Rack It's modular design means you can easily extend your system over time to meet your storage needs.

Each Upright is double slotted so Beams can be attached to both sides. To add an additional bay to your system all you need is one Upright along with Beams, Braces and Pins for shelves.

For 1000KG systems with 916mm Uprights, Castors can be added to create a portable workbench.





MY RACK IT LIST



TAKE ME TAKE ME ○ TAKE ME TAKE ME TAKE ME

RACK IT **BUILT EASY**



ITEM NO: 03150



9 341136 031508



SCAN QR CODE
TO VIEW
ASSEMBLY VIDEO

NOVEMBER 2020

DISTRIBUTED BY:
ZENEXUS (AUS) PH: 1300 734 714

rack-it.com.au

Available at
BUNNINGS
warehouse