



Dunlop Coloured Silicone Ardex (Ardex Australia)

Chemwatch Hazard Alert Code: 2

Chemwatch: 5665-72

Version No: 2.1

Safety Data Sheet according to WHS Regulations (Hazardous Chemicals) Amendment 2020 and ADG requirements

Issue Date: 21/03/2024

Print Date: 21/03/2024

L.GHS.AUS.EN.E

SECTION 1 Identification of the substance / mixture and of the company / undertaking

Product Identifier

Product name	Dunlop Coloured Silicone
Chemical Name	Not Applicable
Synonyms	Not Available
Proper shipping name	ENVIRONMENTALLY HAZARDOUS SUBSTANCE, LIQUID, N.O.S. (contains C14-30-alkylbenzene derivatives and 4,5-dichloro-2-octyl-3(2H)-isothiazolone)
Chemical formula	Not Applicable
Other means of identification	Not Available

Relevant identified uses of the substance or mixture and uses advised against

Relevant identified uses	Chemical product for building, modernising and repairing. Use according to manufacturer's directions.
--------------------------	--

Details of the manufacturer or supplier of the safety data sheet

Registered company name	Ardex (Ardex Australia)
Address	20 Powers Road Seven Hills NSW 2147 Australia
Telephone	1800 224 070
Fax	1300 780 102
Website	www.ardexaustralia.com
Email	sales@ardexaustralia.com

Emergency telephone number

Association / Organisation	Ardex (Ardex Australia)
Emergency telephone numbers	1800 224 070 (Mon-Fri, 9am-5pm)
Other emergency telephone numbers	Not Available

SECTION 2 Hazards identification

Classification of the substance or mixture

HAZARDOUS CHEMICAL. DANGEROUS GOODS. According to the WHS Regulations and the ADG Code.

Poisons Schedule	Not Applicable
Classification [1]	Skin Corrosion/Irritation Category 2, Sensitisation (Skin) Category 1, Serious Eye Damage/Eye Irritation Category 2A, Specific Target Organ Toxicity - Single Exposure (Narcotic Effects) Category 3, Hazardous to the Aquatic Environment Acute Hazard Category 1, Hazardous to the Aquatic Environment Long-Term Hazard Category 1
Legend:	1. Classified by Chemwatch; 2. Classification drawn from HCIS; 3. Classification drawn from Regulation (EU) No 1272/2008 - Annex VI

Label elements

Hazard pictogram(s)	
---------------------	--

Signal word	Warning
-------------	---------

Hazard statement(s)

H315	Causes skin irritation.
H317	May cause an allergic skin reaction.
H319	Causes serious eye irritation.
H336	May cause drowsiness or dizziness.
H410	Very toxic to aquatic life with long lasting effects.

Precautionary statement(s) Prevention

P271	Use only outdoors or in a well-ventilated area.
P280	Wear protective gloves, protective clothing, eye protection and face protection.
P261	Avoid breathing mist/vapours/spray.
P273	Avoid release to the environment.
P264	Wash all exposed external body areas thoroughly after handling.
P272	Contaminated work clothing should not be allowed out of the workplace.

Precautionary statement(s) Response

P302+P352	IF ON SKIN: Wash with plenty of water and soap.
P305+P351+P338	IF IN EYES: Rinse cautiously with water for several minutes. Remove contact lenses, if present and easy to do. Continue rinsing.
P312	Call a POISON CENTER/doctor/physician/first aider/if you feel unwell.
P333+P313	If skin irritation or rash occurs: Get medical advice/attention.
P337+P313	If eye irritation persists: Get medical advice/attention.
P362+P364	Take off contaminated clothing and wash it before reuse.
P391	Collect spillage.
P304+P340	IF INHALED: Remove person to fresh air and keep comfortable for breathing.

Precautionary statement(s) Storage

P405	Store locked up.
P403+P233	Store in a well-ventilated place. Keep container tightly closed.

Precautionary statement(s) Disposal

P501	Dispose of contents/container to authorised hazardous or special waste collection point in accordance with any local regulation.
------	--

SECTION 3 Composition / information on ingredients**Substances**

See section below for composition of Mixtures

Mixtures

CAS No	%[weight]	Name
68855-24-3	10-<25	<u>C14-30-alkylbenzene derivatives</u>
8042-47-5	5-<10	<u>white mineral oil (petroleum)</u>
112945-52-5	5-<10	<u>silica amorphous</u>
17689-77-9	<2.5	<u>ethyltriacetoxysilane</u>
Not Available	<2.5	silane, proprietary
556-67-2	<0.1	<u>octamethylcyclotetrasiloxane</u>
64359-81-5	<0.1	<u>4,5-dichloro-2-octyl-3(2H)-isothiazolone</u>

Legend: 1. Classified by Chemwatch; 2. Classification drawn from HCIS; 3. Classification drawn from Regulation (EU) No 1272/2008 - Annex VI; 4. Classification drawn from C&L; * EU IOELVs available

SECTION 4 First aid measures**Description of first aid measures**

Eye Contact	<p>If this product comes in contact with the eyes:</p> <ul style="list-style-type: none"> ▶ Wash out immediately with fresh running water. ▶ Ensure complete irrigation of the eye by keeping eyelids apart and away from eye and moving the eyelids by occasionally lifting the upper and lower lids. ▶ Seek medical attention without delay; if pain persists or recurs seek medical attention. ▶ Removal of contact lenses after an eye injury should only be undertaken by skilled personnel.
Skin Contact	<p>If skin contact occurs:</p> <ul style="list-style-type: none"> ▶ Immediately remove all contaminated clothing, including footwear. ▶ Flush skin and hair with running water (and soap if available). ▶ Seek medical attention in event of irritation.

Dunlop Coloured Silicone

Inhalation	<ul style="list-style-type: none"> ▶ If fumes or combustion products are inhaled remove from contaminated area. ▶ Lay patient down. Keep warm and rested. ▶ Prostheses such as false teeth, which may block airway, should be removed, where possible, prior to initiating first aid procedures. ▶ Apply artificial respiration if not breathing, preferably with a demand valve resuscitator, bag-valve mask device, or pocket mask as trained. Perform CPR if necessary. ▶ Transport to hospital, or doctor.
Ingestion	<ul style="list-style-type: none"> ▶ If swallowed do NOT induce vomiting. ▶ If vomiting occurs, lean patient forward or place on left side (head-down position, if possible) to maintain open airway and prevent aspiration. ▶ Observe the patient carefully. ▶ Never give liquid to a person showing signs of being sleepy or with reduced awareness; i.e. becoming unconscious. ▶ Give water to rinse out mouth, then provide liquid slowly and as much as casualty can comfortably drink. ▶ Seek medical advice. ▶ Avoid giving milk or oils. ▶ Avoid giving alcohol.

Indication of any immediate medical attention and special treatment needed

Any material aspirated during vomiting may produce lung injury. Therefore emesis should not be induced mechanically or pharmacologically. Mechanical means should be used if it is considered necessary to evacuate the stomach contents; these include gastric lavage after endotracheal intubation. If spontaneous vomiting has occurred after ingestion, the patient should be monitored for difficult breathing, as adverse effects of aspiration into the lungs may be delayed up to 48 hours.

Treat symptomatically.

SECTION 5 Firefighting measures**Extinguishing media**

- ▶ Foam.
- ▶ Dry chemical powder.
- ▶ BCF (where regulations permit).
- ▶ Carbon dioxide.
- ▶ Water spray or fog - Large fires only.

Special hazards arising from the substrate or mixture

Fire Incompatibility	▶ Avoid contamination with oxidising agents i.e. nitrates, oxidising acids, chlorine bleaches, pool chlorine etc. as ignition may result
-----------------------------	--

Advice for firefighters

Fire Fighting	<ul style="list-style-type: none"> ▶ Alert Fire Brigade and tell them location and nature of hazard. ▶ Wear breathing apparatus plus protective gloves. ▶ Prevent, by any means available, spillage from entering drains or water courses. ▶ Use water delivered as a fine spray to control fire and cool adjacent area. ▶ DO NOT approach containers suspected to be hot. ▶ Cool fire exposed containers with water spray from a protected location. ▶ If safe to do so, remove containers from path of fire. ▶ Equipment should be thoroughly decontaminated after use.
Fire/Explosion Hazard	<ul style="list-style-type: none"> ▶ Combustible. ▶ Slight fire hazard when exposed to heat or flame. ▶ Heating may cause expansion or decomposition leading to violent rupture of containers. ▶ On combustion, may emit toxic fumes of carbon monoxide (CO). ▶ May emit acrid smoke. ▶ Mists containing combustible materials may be explosive. <p>Combustion products include: carbon monoxide (CO) carbon dioxide (CO₂) silicon dioxide (SiO₂) other pyrolysis products typical of burning organic material.</p> <p>CARE: Water in contact with hot liquid may cause foaming and a steam explosion with wide scattering of hot oil and possible severe burns. Foaming may cause overflow of containers and may result in possible fire.</p>
HAZCHEM	•3Z

SECTION 6 Accidental release measures**Personal precautions, protective equipment and emergency procedures**

See section 8

Environmental precautions

See section 12

Methods and material for containment and cleaning up

Minor Spills	<p>Environmental hazard - contain spillage.</p> <ul style="list-style-type: none"> ▶ Clean up all spills immediately. ▶ Avoid contact with skin and eyes. ▶ Wear impervious gloves and safety goggles. ▶ Trowel up/scrape up. ▶ Place spilled material in clean, dry, sealed container. ▶ Flush spill area with water.
Major Spills	<ul style="list-style-type: none"> ▶ Clear area of personnel and move upwind. ▶ Alert Fire Brigade and tell them location and nature of hazard. ▶ Wear full body protective clothing with breathing apparatus. ▶ Prevent, by all means available, spillage from entering drains or water courses. ▶ Consider evacuation (or protect in place). ▶ No smoking, naked lights or ignition sources.

Continued...

Dunlop Coloured Silicone

- ▶ Increase ventilation.
 - ▶ Stop leak if safe to do so.
 - ▶ Water spray or fog may be used to disperse / absorb vapour.
 - ▶ Contain or absorb spill with sand, earth or vermiculite.
 - ▶ Collect recoverable product into labelled containers for recycling.
 - ▶ Collect solid residues and seal in labelled drums for disposal.
 - ▶ Wash area and prevent runoff into drains.
 - ▶ After clean up operations, decontaminate and launder all protective clothing and equipment before storing and re-using.
 - ▶ If contamination of drains or waterways occurs, advise emergency services.
- Environmental hazard - contain spillage.

Personal Protective Equipment advice is contained in Section 8 of the SDS.

SECTION 7 Handling and storage

Precautions for safe handling

Safe handling	<p>The conductivity of this material may make it a static accumulator., A liquid is typically considered nonconductive if its conductivity is below 100 pS/m and is considered semi-conductive if its conductivity is below 10 000 pS/m., Whether a liquid is nonconductive or semi-conductive, the precautions are the same., A number of factors, for example liquid temperature, presence of contaminants, and anti-static additives can greatly influence the conductivity of a liquid.</p> <ul style="list-style-type: none"> ▶ Containers, even those that have been emptied, may contain explosive vapours. ▶ Do NOT cut, drill, grind, weld or perform similar operations on or near containers. · Electrostatic discharge may be generated during pumping - this may result in fire. · Ensure electrical continuity by bonding and grounding (earthing) all equipment. · Restrict line velocity during pumping in order to avoid generation of electrostatic discharge (≤ 1 m/sec until fill pipe submerged to twice its diameter, then ≤ 7 m/sec). · Avoid splash filling. · Do NOT use compressed air for filling discharging or handling operations. · Wait 2 minutes after tank filling (for tanks such as those on road tanker vehicles) before opening hatches or manholes. · Wait 30 minutes after tank filling (for large storage tanks) before opening hatches or manholes. Even with proper grounding and bonding, this material can still accumulate an electrostatic charge. If sufficient charge is allowed to accumulate, electrostatic discharge and ignition of flammable air-vapour mixtures can occur. Be aware of handling operations that may give rise to additional hazards that result from the accumulation of static charges. These include but are not limited to pumping (especially turbulent flow), mixing, filtering, splash filling, cleaning and filling of tanks and containers, sampling, switch loading, gauging, vacuum truck operations, and mechanical movements. These activities may lead to static discharge e.g. spark formation. Restrict line velocity during pumping in order to avoid generation of electrostatic discharge ($= 1$ m/s until fill pipe submerged to twice its diameter, then $= 7$ m/s). Avoid splash filling. · Do NOT use compressed air for filling, discharging, or handling operations <ul style="list-style-type: none"> ▶ Avoid all personal contact, including inhalation. ▶ Wear protective clothing when risk of exposure occurs. ▶ Use in a well-ventilated area. ▶ Prevent concentration in hollows and sumps. ▶ DO NOT enter confined spaces until atmosphere has been checked. ▶ DO NOT allow material to contact humans, exposed food or food utensils. ▶ Avoid contact with incompatible materials. ▶ When handling, DO NOT eat, drink or smoke. ▶ Keep containers securely sealed when not in use. ▶ Avoid physical damage to containers. ▶ Always wash hands with soap and water after handling. ▶ Work clothes should be laundered separately. Launder contaminated clothing before re-use. ▶ Use good occupational work practice. ▶ Observe manufacturer's storage and handling recommendations contained within this SDS. ▶ Atmosphere should be regularly checked against established exposure standards to ensure safe working conditions are maintained.
Other information	<ul style="list-style-type: none"> ▶ Store in original containers. ▶ Keep containers securely sealed. ▶ No smoking, naked lights or ignition sources. ▶ Store in a cool, dry, well-ventilated area. ▶ Store away from incompatible materials and foodstuff containers. ▶ Protect containers against physical damage and check regularly for leaks. ▶ Observe manufacturer's storage and handling recommendations contained within this SDS.

Conditions for safe storage, including any incompatibilities

Suitable container	<ul style="list-style-type: none"> ▶ Metal can or drum ▶ Packaging as recommended by manufacturer. ▶ Check all containers are clearly labelled and free from leaks.
Storage incompatibility	<ul style="list-style-type: none"> ▶ Avoid strong acids, bases.

SECTION 8 Exposure controls / personal protection

Control parameters

Occupational Exposure Limits (OEL)

INGREDIENT DATA

Continued...

Source	Ingredient	Material name	TWA	STEL	Peak	Notes
Australia Exposure Standards	white mineral oil (petroleum)	Oil mist, refined mineral	5 mg/m3	Not Available	Not Available	Not Available
Australia Exposure Standards	silica amorphous	Silica - Amorphous: Precipitated silica	10 mg/m3	Not Available	Not Available	(a) This value is for inhalable dust containing no asbestos and < 1% crystalline silica.
Australia Exposure Standards	silica amorphous	Silica - Amorphous: Silica gel	10 mg/m3	Not Available	Not Available	(a) This value is for inhalable dust containing no asbestos and < 1% crystalline silica.
Australia Exposure Standards	silica amorphous	Silica - Amorphous: Diatomaceous earth (uncalcined)	10 mg/m3	Not Available	Not Available	(a) This value is for inhalable dust containing no asbestos and < 1% crystalline silica.
Australia Exposure Standards	silica amorphous	Silica - Amorphous: Fume (thermally generated)(respirable dust)	2 mg/m3	Not Available	Not Available	(e) Containing no asbestos and < 1% crystalline silica.
Australia Exposure Standards	silica amorphous	Silica - Amorphous: Fumed silica (respirable dust)	2 mg/m3	Not Available	Not Available	Not Available
Australia Exposure Standards	silica amorphous	Silica, fused	0.05 mg/m3	Not Available	Not Available	Not Available

Emergency Limits

Ingredient	TEEL-1	TEEL-2	TEEL-3
white mineral oil (petroleum)	140 mg/m3	1,500 mg/m3	8,900 mg/m3
silica amorphous	18 mg/m3	200 mg/m3	1,200 mg/m3
silica amorphous	18 mg/m3	100 mg/m3	630 mg/m3
silica amorphous	120 mg/m3	1,300 mg/m3	7,900 mg/m3
silica amorphous	45 mg/m3	500 mg/m3	3,000 mg/m3
silica amorphous	18 mg/m3	740 mg/m3	4,500 mg/m3
octamethylcyclotetrasiloxane	30 ppm	68 ppm	130 ppm

Ingredient	Original IDLH	Revised IDLH
C14-30-alkylbenzene derivatives	Not Available	Not Available
white mineral oil (petroleum)	2,500 mg/m3	Not Available
silica amorphous	3,000 mg/m3	Not Available
ethyltriacetoxysilane	Not Available	Not Available
octamethylcyclotetrasiloxane	Not Available	Not Available
4,5-dichloro-2-octyl-3(2H)-isothiazolone	Not Available	Not Available

Occupational Exposure Banding


Ingredient	Occupational Exposure Band Rating	Occupational Exposure Band Limit
ethyltriacetoxysilane	C	> 1 to ≤ 10 parts per million (ppm)
octamethylcyclotetrasiloxane	E	≤ 0.1 ppm
4,5-dichloro-2-octyl-3(2H)-isothiazolone	E	≤ 0.1 ppm

Notes:

Occupational exposure banding is a process of assigning chemicals into specific categories or bands based on a chemical's potency and the adverse health outcomes associated with exposure. The output of this process is an occupational exposure band (OEB), which corresponds to a range of exposure concentrations that are expected to protect worker health.

MATERIAL DATA**Exposure controls**

Appropriate engineering controls	<p>Engineering controls are used to remove a hazard or place a barrier between the worker and the hazard. Well-designed engineering controls can be highly effective in protecting workers and will typically be independent of worker interactions to provide this high level of protection. The basic types of engineering controls are:</p> <p>Process controls which involve changing the way a job activity or process is done to reduce the risk.</p> <p>Enclosure and/or isolation of emission source which keeps a selected hazard "physically" away from the worker and ventilation that strategically "adds" and "removes" air in the work environment. Ventilation can remove or dilute an air contaminant if designed properly. The design of a ventilation system must match the particular process and chemical or contaminant in use.</p> <p>Employers may need to use multiple types of controls to prevent employee overexposure.</p> <ul style="list-style-type: none"> ▶ Employees exposed to confirmed human carcinogens should be authorized to do so by the employer, and work in a regulated area. ▶ Work should be undertaken in an isolated system such as a "glove-box". Employees should wash their hands and arms upon completion of the assigned task and before engaging in other activities not associated with the isolated system. ▶ Within regulated areas, the carcinogen should be stored in sealed containers, or enclosed in a closed system, including piping systems, with any sample ports or openings closed while the carcinogens are contained within. ▶ Open-vessel systems are prohibited. ▶ Each operation should be provided with continuous local exhaust ventilation so that air movement is always from ordinary work areas to the operation. ▶ Exhaust air should not be discharged to regulated areas, non-regulated areas or the external environment unless decontaminated. Clean make-up air should be introduced in sufficient volume to maintain correct operation of the local exhaust system. ▶ For maintenance and decontamination activities, authorized employees entering the area should be provided with and required to wear clean, impervious garments, including gloves, boots and continuous-air supplied hood. Prior to removing protective garments the employee should undergo decontamination and be required to shower upon removal of the garments and hood.
---	---

	<ul style="list-style-type: none"> ▶ Except for outdoor systems, regulated areas should be maintained under negative pressure (with respect to non-regulated areas). ▶ Local exhaust ventilation requires make-up air be supplied in equal volumes to replaced air. ▶ Laboratory hoods must be designed and maintained so as to draw air inward at an average linear face velocity of 0.76 m/sec with a minimum of 0.64 m/sec. Design and construction of the fume hood requires that insertion of any portion of the employees body, other than hands and arms, be disallowed.
Individual protection measures, such as personal protective equipment	
Eye and face protection	<ul style="list-style-type: none"> ▶ Safety glasses with side shields. ▶ Chemical goggles. [AS/NZS 1337.1, EN166 or national equivalent] ▶ Contact lenses may pose a special hazard; soft contact lenses may absorb and concentrate irritants. A written policy document, describing the wearing of lenses or restrictions on use, should be created for each workplace or task. This should include a review of lens absorption and adsorption for the class of chemicals in use and an account of injury experience. Medical and first-aid personnel should be trained in their removal and suitable equipment should be readily available. In the event of chemical exposure, begin eye irrigation immediately and remove contact lens as soon as practicable. Lens should be removed at the first signs of eye redness or irritation - lens should be removed in a clean environment only after workers have washed hands thoroughly. [CDC NIOSH Current Intelligence Bulletin 59].
Skin protection	See Hand protection below
Hands/feet protection	<ul style="list-style-type: none"> ▶ Wear chemical protective gloves, e.g. PVC. ▶ Wear safety footwear or safety gumboots, e.g. Rubber <p>NOTE:</p> <ul style="list-style-type: none"> ▶ The material may produce skin sensitisation in predisposed individuals. Care must be taken, when removing gloves and other protective equipment, to avoid all possible skin contact. ▶ Contaminated leather items, such as shoes, belts and watch-bands should be removed and destroyed.
Body protection	See Other protection below
Other protection	<ul style="list-style-type: none"> ▶ Employees working with confirmed human carcinogens should be provided with, and be required to wear, clean, full body protective clothing (smocks, coveralls, or long-sleeved shirt and pants), shoe covers and gloves prior to entering the regulated area. [AS/NZS ISO 6529:2006 or national equivalent] ▶ Employees engaged in handling operations involving carcinogens should be provided with, and required to wear and use half-face filter-type respirators with filters for dusts, mists and fumes, or air purifying canisters or cartridges. A respirator affording higher levels of protection may be substituted. [AS/NZS 1715 or national equivalent] ▶ Emergency deluge showers and eyewash fountains, supplied with potable water, should be located near, within sight of, and on the same level with locations where direct exposure is likely. ▶ Prior to each exit from an area containing confirmed human carcinogens, employees should be required to remove and leave protective clothing and equipment at the point of exit and at the last exit of the day, to place used clothing and equipment in impervious containers at the point of exit for purposes of decontamination or disposal. The contents of such impervious containers must be identified with suitable labels. For maintenance and decontamination activities, authorized employees entering the area should be provided with and required to wear clean, impervious garments, including gloves, boots and continuous-air supplied hood. ▶ Prior to removing protective garments the employee should undergo decontamination and be required to shower upon removal of the garments and hood. ▶ Overalls. ▶ P.V.C apron. ▶ Barrier cream. ▶ Skin cleansing cream. ▶ Eye wash unit.

Respiratory protection

Type AK-P Filter of sufficient capacity. (AS/NZS 1716 & 1715, EN 143:2000 & 149:2001, ANSI Z88 or national equivalent)

Where the concentration of gas/particulates in the breathing zone, approaches or exceeds the "Exposure Standard" (or ES), respiratory protection is required.

Degree of protection varies with both face-piece and Class of filter; the nature of protection varies with Type of filter.

Required Minimum Protection Factor	Half-Face Respirator	Full-Face Respirator	Powered Air Respirator
up to 10 x ES	AK-AUS P3	-	AK-PAPR-AUS / Class 1 P3
up to 50 x ES	-	AK-AUS / Class 1 P3	-
up to 100 x ES	-	AK-2 P3	AK-PAPR-2 P3 ^

^ - Full-face

A(All classes) = Organic vapours, B AUS or B1 = Acid gasses, B2 = Acid gas or hydrogen cyanide(HCN), B3 = Acid gas or hydrogen cyanide(HCN), E = Sulfur dioxide(SO₂), G = Agricultural chemicals, K = Ammonia(NH₃), Hg = Mercury, NO = Oxides of nitrogen, MB = Methyl bromide, AX = Low boiling point organic compounds(below 65 degC)

SECTION 9 Physical and chemical properties

Information on basic physical and chemical properties

Appearance	Coloured pasty liquid with pungent or acidic odour; does not mix with water.		
Physical state	Free-flowing Paste	Relative density (Water = 1)	1.03 @20C
Odour	Not Available	Partition coefficient n-octanol / water	Not Available
Odour threshold	Not Available	Auto-ignition temperature (°C)	Not Available
pH (as supplied)	Not Applicable	Decomposition temperature (°C)	Not Available
Melting point / freezing point (°C)	Not Available	Viscosity (cSt)	Not Available
Initial boiling point and boiling range (°C)	Not Available	Molecular weight (g/mol)	Not Applicable

Flash point (°C)	Not Available	Taste	Not Available
Evaporation rate	Not Available	Explosive properties	Not Available
Flammability	Not Available	Oxidising properties	Not Available
Upper Explosive Limit (%)	Not Available	Surface Tension (dyn/cm or mN/m)	Not Available
Lower Explosive Limit (%)	Not Available	Volatile Component (%vol)	Not Available
Vapour pressure (kPa)	Not Available	Gas group	Not Available
Solubility in water	Immiscible	pH as a solution (1%)	Not Applicable
Vapour density (Air = 1)	Not Available	VOC g/L	Not Available

SECTION 10 Stability and reactivity

Reactivity	See section 7
Chemical stability	<ul style="list-style-type: none"> ▶ Unstable in the presence of incompatible materials. ▶ Product is considered stable. ▶ Hazardous polymerisation will not occur.
Possibility of hazardous reactions	See section 7
Conditions to avoid	See section 7
Incompatible materials	See section 7
Hazardous decomposition products	See section 5

SECTION 11 Toxicological information

Information on toxicological effects

Inhaled	<p>Inhalation of vapours may cause drowsiness and dizziness. This may be accompanied by narcosis, reduced alertness, loss of reflexes, lack of coordination and vertigo.</p> <p>Inhalation of vapours or aerosols (mists, fumes), generated by the material during the course of normal handling, may be damaging to the health of the individual.</p> <p>Acute effects from inhalation of high concentrations of vapour are pulmonary irritation, including coughing, with nausea; central nervous system depression - characterised by headache and dizziness, increased reaction time, fatigue and loss of co-ordination</p> <p>Central nervous system (CNS) depression may include nonspecific discomfort, symptoms of giddiness, headache, dizziness, nausea, anaesthetic effects, slowed reaction time, slurred speech and may progress to unconsciousness. Serious poisonings may result in respiratory depression and may be fatal.</p> <p>Inhalation of oil droplets/ aerosols may cause discomfort and may produce chemical pneumonitis.</p> <p>The acute toxicity of inhaled alkylbenzene is best described by central nervous system depression. These compounds may also act as general anaesthetics. Whole body symptoms of poisoning include light-headedness, nervousness, apprehension, a feeling of well-being, confusion, dizziness, drowsiness, ringing in the ears, blurred or double vision, vomiting and sensations of heat, cold or numbness, twitching, tremors, convulsions, unconsciousness, depression of breathing, and arrest. Heart stoppage may result from cardiovascular collapse. A slow heart rate and low blood pressure may also occur.</p> <p>Alkylbenzenes are not generally toxic except at high levels of exposure. Their breakdown products have low toxicity and are easily eliminated from the body.</p> <p>Limited evidence or practical experience suggests that the material may produce irritation of the respiratory system, in a significant number of individuals, following inhalation. In contrast to most organs, the lung is able to respond to a chemical insult by first removing or neutralising the irritant and then repairing the damage. The repair process, which initially evolved to protect mammalian lungs from foreign matter and antigens, may however, produce further lung damage resulting in the impairment of gas exchange, the primary function of the lungs. Respiratory tract irritation often results in an inflammatory response involving the recruitment and activation of many cell types, mainly derived from the vascular system.</p>
Ingestion	<p>Swallowing of the liquid may cause aspiration of vomit into the lungs with the risk of haemorrhaging, pulmonary oedema, progressing to chemical pneumonitis; serious consequences may result.</p> <p>Signs and symptoms of chemical (aspiration) pneumonitis may include coughing, gasping, choking, burning of the mouth, difficult breathing, and bluish coloured skin (cyanosis).</p> <p>Accidental ingestion of the material may be damaging to the health of the individual.</p>
Skin Contact	<p>Evidence exists, or practical experience predicts, that the material either produces inflammation of the skin in a substantial number of individuals following direct contact, and/or produces significant inflammation when applied to the healthy intact skin of animals, for up to four hours, such inflammation being present twenty-four hours or more after the end of the exposure period. Skin irritation may also be present after prolonged or repeated exposure; this may result in a form of contact dermatitis (nonallergic). The dermatitis is often characterised by skin redness (erythema) and swelling (oedema) which may progress to blistering (vesiculation), scaling and thickening of the epidermis. At the microscopic level there may be intercellular oedema of the spongy layer of the skin (spongiosis) and intracellular oedema of the epidermis.</p> <p>The material may accentuate any pre-existing dermatitis condition</p> <p>Repeated exposure may cause skin cracking, flaking or drying following normal handling and use.</p> <p>Open cuts, abraded or irritated skin should not be exposed to this material</p> <p>Entry into the blood-stream through, for example, cuts, abrasions, puncture wounds or lesions, may produce systemic injury with harmful effects. Examine the skin prior to the use of the material and ensure that any external damage is suitably protected.</p>
Eye	<p>Evidence exists, or practical experience predicts, that the material may cause eye irritation in a substantial number of individuals and/or may produce significant ocular lesions which are present twenty-four hours or more after instillation into the eye(s) of experimental animals.</p> <p>Repeated or prolonged eye contact may cause inflammation characterised by temporary redness (similar to windburn) of the conjunctiva (conjunctivitis); temporary impairment of vision and/or other transient eye damage/ulceration may occur.</p>
Chronic	<p>Practical experience shows that skin contact with the material is capable either of inducing a sensitisation reaction in a substantial number of individuals, and/or of producing a positive response in experimental animals.</p> <p>Substances that can cause occupational asthma (also known as asthmagens and respiratory sensitisers) can induce a state of specific airway hyper-responsiveness via an immunological, irritant or other mechanism. Once the airways have become hyper-responsive, further exposure to the substance, sometimes even to tiny quantities, may cause respiratory symptoms. These symptoms can range in severity from a runny nose to asthma. Not all workers who are exposed to a sensitiser will become hyper-responsive and it is impossible to identify in advance who are likely to become hyper-responsive.</p> <p>Substances that can cause occupational asthma should be distinguished from substances which may trigger the symptoms of asthma in people</p>

	<p>with pre-existing air-way hyper-responsiveness. The latter substances are not classified as asthmagens or respiratory sensitisers. Wherever it is reasonably practicable, exposure to substances that can cause occupational asthma should be prevented. Where this is not possible the primary aim is to apply adequate standards of control to prevent workers from becoming hyper-responsive. Activities giving rise to short-term peak concentrations should receive particular attention when risk management is being considered. Health surveillance is appropriate for all employees exposed or liable to be exposed to a substance which may cause occupational asthma and there should be appropriate consultation with an occupational health professional over the degree of risk and level of surveillance.</p> <p>The synthetic, amorphous silicas are believed to represent a very greatly reduced silicosis hazard compared to crystalline silicas and are considered to be nuisance dusts.</p> <p>When heated to high temperature and a long time, amorphous silica can produce crystalline silica on cooling. Inhalation of dusts containing crystalline silicas may lead to silicosis, a disabling pulmonary fibrosis that may take years to develop. Discrepancies between various studies showing that fibrosis associated with chronic exposure to amorphous silica and those that do not may be explained by assuming that diatomaceous earth (a non-synthetic silica commonly used in industry) is either weakly fibrogenic or nonfibrogenic and that fibrosis is due to contamination by crystalline silica content</p> <p>Repeated exposure to synthetic amorphous silicas may produce skin dryness and cracking.</p> <p>Available data confirm the absence of significant toxicity by oral and dermal routes of exposure.</p> <p>Numerous repeated-dose, subchronic and chronic inhalation toxicity studies have been conducted in a number of species, at airborne concentrations ranging from 0.5 mg/m³ to 150 mg/m³. Lowest-observed adverse effect levels (LOAELs) were typically in the range of 1 to 50 mg/m³. When available, the no-observed adverse effect levels (NOAELs) were between 0.5 and 10 mg/m³. Differences in values may be due to particle size, and therefore the number of particles administered per unit dose. Generally, as particle size diminishes so does the NOAEL/LOAEL. Exposure produced transient increases in lung inflammation, markers of cell injury and lung collagen content. There was no evidence of interstitial pulmonary fibrosis.</p> <p>Limited evidence suggests that repeated or long-term occupational exposure may produce cumulative health effects involving organs or biochemical systems.</p>
--	--

	TOXICITY	IRRITATION
Dunlop Coloured Silicone	Not Available	Not Available
C14-30-alkylbenzene derivatives	Dermal (rabbit) LD50: >7940 mg/kg ^[2] Oral (Rat) LD50: >15800 mg/kg ^[2]	Eye (rabbit): 100 mg/24 h - mild Skin (rabbit): 500 mg/24h - mod
white mineral oil (petroleum)	Dermal (rabbit) LD50: >2000 mg/kg ^[1] Inhalation (Rat) LC50: >4.5 mg/4h ^[1] Oral (Rat) LD50: >5000 mg/kg ^[2]	Eye: no adverse effect observed (not irritating) ^[1] Skin: adverse effect observed (irritating) ^[1] Skin: no adverse effect observed (not irritating) ^[1]
silica amorphous	dermal (rat) LD50: >2000 mg/kg ^[1] Inhalation (Rat) LC50: >0.09<0.84 mg/4h ^[1] Oral (Rat) LD50: >1000 mg/kg ^[1]	Eye (rabbit): non-irritating ** [Grace] Eye: no adverse effect observed (not irritating) ^[1] Skin (rabbit): non-irritating * Skin: no adverse effect observed (not irritating) ^[1]
ethyltriacetoxysilane	Oral (Rat) LD50: 1460 mg/kg ^[1]	Not Available
octamethylcyclotetrasiloxane	Dermal (rabbit) LD50: 754.3 mg/kg ^[2] Inhalation (Rat) LC50: 36 mg/L4h ^[2] Oral (Rat) LD50: 1540 mg/kg ^[2]	Eye (rabbit): 500 mg/24h - mild Eye: no adverse effect observed (not irritating) ^[1] Skin (rabbit): 500 mg/24h - mild Skin: adverse effect observed (irritating) ^[1] Skin: no adverse effect observed (not irritating) ^[1]
4,5-dichloro-2-octyl-3(2H)-isothiazolone	Inhalation (Rat) LC50: 0.758 mg/L4h ^[2]	Not Available

Legend: 1. Value obtained from Europe ECHA Registered Substances - Acute toxicity 2. Value obtained from manufacturer's SDS. Unless otherwise specified data extracted from RTECS - Register of Toxic Effect of chemical Substances

C14-30-ALKYLBENZENE DERIVATIVES	<p>For the family of linear alkyl still bottoms:</p> <ul style="list-style-type: none"> - Oral (rat) LD50 1360-15800 mg/kg - Dermal (rabbit) LD50 630-2010 mg/kg; (rat): 4300-5000 mg/kg - Inhalation (rat) LC50 (mg/m³): 36000 (1 hr) - Skin Irritation: rabbit slight (4 h); mild 24 h - Eye (rabbit): slight - Respiratory sensitizer (in humans) N - Skin sensitisation N <p>Evaluation of Alkyl benzene distillation bottoms (HAB): International Maritime Organisation IMO - July 2006 (Proposed for inclusion of the IBC Code) BLG Working Group on the Evaluation of Safety and Pollution Hazards of Chemicals</p> <p>Data demonstrate that during inhalation exposure, aromatic hydrocarbons undergo substantial partitioning into adipose tissues. Following cessation of exposure, the level of aromatic hydrocarbons in body fats rapidly declines. Thus, the aromatic hydrocarbons are unlikely to bioaccumulate in the body. Selective partitioning of the aromatic hydrocarbons into the non-adipose tissues is unlikely. No data is available regarding distribution following dermal absorption. However, distribution following this route of exposure is likely to</p>
---------------------------------	---

resemble the pattern occurring with inhalation exposure.

Aromatics hydrocarbons may undergo several different Phase I dealkylation, hydroxylation and oxidation reactions which may or may not be followed by Phase II conjugation to glycine, sulfation or glucuronidation. However, the major predominant biotransformation pathway is typical of that of the alkylbenzenes and consists of: (1) oxidation of one of the alkyl groups to an alcohol moiety; (2) oxidation of the hydroxyl group to a carboxylic acid; (3) the carboxylic acid is then conjugated with glycine to form a hippuric acid. The minor metabolites can be expected to consist of a complex mixture of isomeric triphenols, the sulfate and glucuronide conjugates of dimethylbenzyl alcohols, dimethylbenzoic acids and dimethylhippuric acids. Consistent with the low propensity for bioaccumulation of aromatic hydrocarbons, these substances are likely to be significant inducers of their own metabolism.

The predominant route of excretion of aromatic hydrocarbons following inhalation exposure involves either exhalation of the unmetabolized parent compound, or urinary excretion of its metabolites. When oral administration occurs, there is little exhalation of unmetabolized these hydrocarbons, presumably due to the first pass effect in the liver. Under these circumstances, urinary excretion of metabolites is the dominant route of excretion.

for linear alkylbenzenes (LABs)

Linear alkylbenzenes are not acutely toxic. Data from repeat exposure, reproductive and genotoxicity studies also indicate a low potential for toxic effects. The levels of both consumer and occupational exposure are expected to be very low based on their physical and chemical properties, use and handling patterns. Linear alkyl benzenes do not present any significant acute or subchronic health effects by various exposure routes. LAB is not teratogenic and does not produce selective reproductive toxicity. Several short-term assays have found LAB to be non-mutagenic and non-clastogenic. Thus, LAB is unlikely to be a tumour initiator. The human health significance of a reported tumor promoting effect for a LAB is unclear, particularly, in face of the uncertainties introduced by the design of the study.

Toxicokinetics and Metabolism: Metabolism on linear alkyl chains includes conversion of the terminal carbons of linear alkyl chains (alkanes) to carboxylic acids followed by metabolism of the resulting fatty acids. The carboxylic acid serves as a substrate for acyl-CoA synthetase, and the resulting acyl-CoA enters the beta-oxidation pathway. Metabolism and biodegradation data on linear alkyl chains, LAB and linear alkylbenzene sulfonates

The distribution, metabolism and excretion of 1 mg/kg body weight of 2-(14C)-phenylododecane (PD) was studied in male and female rats after intravenous (IV), oral and dermal administration

Dermally administered PD was absorbed slowly and eliminated principally via urine. Only tissues having a high lipid content displayed some accumulation of the compound and/or its metabolites. Metabolism of PD was extensive with little or no unchanged test material present in the urine.

LAB is practically non-toxic after a single dose by the oral (LD50 >5 g/kg) and dermal (LD50, typically >2 g/kg) routes.

LC50 value in rats after a four-hour inhalation exposure to Alkylate 215 (<1% C9, 16% C10, 43% C11, 40% C12, 1% C13, <1% C14) was greater than 1.82 mg/L

Linear alkylbenzenes are slightly irritating to the rabbit eye and slightly to moderately irritating to rabbit skin after single applications.

A human repeat insult patch test found that undiluted Alkylate 215 was a primary and cumulative irritant in 149 of 205 individuals tested. Sensitization tests have been conducted on guinea pigs. None of the test animals exhibited sensitization reactions.

A human repeat insult patch test found that Alkylate 215 was not a sensitizer in any of the 205 individuals tested.

Repeated Dose Toxicity: Rodents exposed to vapor concentrations of Alkylate 215 (340 and 830 mg/m³), Alkylate 225 (105 and 293 mg/m³) or Alkylate 230 (32, 97, and 308 mg/m³; 1% C10, 2% C11, 16% C12, 50% C13, 30% C14, 1% C15) for 28 days, exhibited eye and nose irritation, decreased body weight gains and organ weight changes. No adverse microscopic effects were seen in the test animals. No-effect levels in these studies ranged from 0.03-0.1 mg/L. Rats exposed to Alkylate 215 showed similar signs of irritation and body weight changes in a 90-day inhalation study which resulted in a no-effect level of 0.10 mg/L.

Exposure of rats to dietary levels of 2500-7500 ppm Alkylate 215 (equivalent to dose levels of about 200 to 2500 mg/kg) for 28 days resulted in reductions in body weight gain and food consumption.

Genotoxicity: Linear alkylbenzenes did not exhibit mutagenic activity in the Ames bacterial assay or in the CHO/HGPRT mammalian cell forward gene mutation assay. LAB exhibited no clastogenic activity in a rat bone marrow cytogenetics assay.

Carcinogenicity: One investigator has reported that a linear alkylbenzene (described as a C12-C20 monosubstituted LAB composed primarily of C9 and C10 substituted components) promoted the production of lymphomas in a chronic skin painting study of dimethylbenzanthracene pre-treated mice. The basis of this conclusion is unclear, particularly since the investigator combined different histological types of lymphoma. Furthermore, the use of high dermal concentrations of LAB, which would cause severe chronic injury to the skin such as ulceration and chronic dermatitis, also complicates the interpretation of this study. Prolonged epidermal hyperplasia has been shown to promote skin tumors in mice. The use of excessive concentrations of skin irritants in chronic dermal bioassays is questionable.

Reproduction / Developmental Toxicity: Depressed weight gains in parental animals and decreases in litter size, pup viability, pup survival, and pup weight gains were observed in a two-generation reproduction study in which rats were exposed orally to Alkylate 215 at dose levels of 0, 5, 50 and 500 mg/kg/day. The NOEL for reproductive effects in offspring was 5 mg/kg, and the NOEL for parental toxicity was 50 mg/kg.

No abnormalities were found in rats in two developmental studies conducted on Alkylate 215 and Alkylate 230. The only effect observed was a depression of maternal weight gain which was statistically significant at the mid and high dose levels, and not at the low dose level of 125 mg/kg. The NOEL for developmental toxicity was 125 mg/kg.

Oral (rat) TCLo: 92000 mg/kg/92D-Cont. Generally the toxicity and irritation is of low order. White oils and highly/solvent refined oils have not shown the long term risk of skin cancer that follows persistent skin contamination with some other mineral oils, due in all probability to refining that produces low content of both polyaromatics (PAH) and benz-alpha-pyrenes (BaP)

Highly and Severely Refined Distillate Base Oils

Acute toxicity: Multiple studies of the acute toxicity of highly & severely refined base oils have been reported. Irrespective of the crude source or the method or extent of processing, the oral LD50s have been observed to be >5 g/kg (bw) and the dermal LD50s have ranged from >2 to >5g/kg (bw). The LC50 for inhalation toxicity ranged from 2.18 mg/l to > 4 mg/l.

When tested for skin and eye irritation, the materials have been reported as "non-irritating" to "moderately irritating"

Testing in guinea pigs for sensitization has been negative

Repeat dose toxicity: Several studies have been conducted with these oils. The weight of evidence from all available data on highly & severely refined base oils support the presumption that a distillate base oil's toxicity is inversely related to the degree of processing it receives. Adverse effects have been reported with even the most severely refined white oils - these appear to depend on animal species and/ or the peculiarities of the study.

- ▶ The granulomatous lesions induced by the oral administration of white oils are essentially foreign body responses. The lesions occur only in rats, of which the Fischer 344 strain is particularly sensitive,

- ▶ The testicular effects seen in rabbits after dermal administration of a highly to severely refined base oil were unique to a single study and may have been related to stress induced by skin irritation, and

- ▶ The accumulation of foamy macrophages in the alveolar spaces of rats exposed repeatedly via inhalation to high levels of highly to severely refined base oils is not unique to these oils, but would be seen after exposure to many water insoluble materials.

Reproductive and developmental toxicity: A highly refined base oil was used as the vehicle control in a one-generation reproduction study. The study was conducted according to the OECD Test Guideline 421. There was no effect on fertility and mating indices in either males or females. At necropsy, there were no consistent findings and organ weights and histopathology were considered normal by the study's authors.

A single generation study in which a white mineral oil (a food/ drug grade severely refined base oil) was used as a vehicle control is reported. Two separate groups of pregnant rats were administered 5 ml/kg (bw)/day of the base oil via gavage, on days 6 through 19 of gestation. In one of the two base oil dose groups, three malformed fetuses were found among three litters. The study authors considered these malformations to be minor and within the normal ranges for the strain of rat.

Genotoxicity:

In vitro (mutagenicity): Several studies have reported the results of testing different base oils for mutagenicity using a modified Ames

WHITE MINERAL OIL (PETROLEUM)

Dunlop Coloured Silicone

assay Base oils with no or low concentrations of 3-7 ring PACs had low mutagenicity indices.

In vivo (chromosomal aberrations): A total of seven base stocks were tested in male and female Sprague-Dawley rats using a bone marrow cytogenetics assay. The test materials were administered via gavage at dose levels ranging from 500 to 5000 mg/kg (bw). Dosing occurred for either a single day or for five consecutive days. None of the base oils produced a significant increase in aberrant cells.

Carcinogenicity: Highly & severely refined base oils are not carcinogens, when given either orally or dermally.

The materials included in the Lubricating Base Oils category are related from both process and physical-chemical perspectives; The potential toxicity of a specific distillate base oil is inversely related to the severity or extent of processing the oil has undergone, since:

- The adverse effects of these materials are associated with undesirable components, and
- The levels of the undesirable components are inversely related to the degree of processing;
- Distillate base oils receiving the same degree or extent of processing will have similar toxicities;
- The potential toxicity of *residual base oils* is independent of the degree of processing the oil receives.
- The reproductive and developmental toxicity of the distillate base oils is inversely related to the degree of processing.

The degree of refining influences the carcinogenic potential of the oils. Whereas mild acid / earth refining processes are inadequate to substantially reduce the carcinogenic potential of lubricant base oils, hydrotreatment and / or solvent extraction methods can yield oils with no carcinogenic potential.

Unrefined and mildly refined distillate base oils contain the highest levels of undesirable components, have the largest variation of hydrocarbon molecules and have shown the highest potential carcinogenic and mutagenic activities. Highly and severely refined distillate base oils are produced from unrefined and mildly refined oils by removing or transforming undesirable components. In comparison to unrefined and mildly refined base oils, the highly and severely refined distillate base oils have a smaller range of hydrocarbon molecules and have demonstrated very low mammalian toxicity. Mutagenicity and carcinogenicity testing of residual oils has been negative, supporting the belief that these materials lack biologically active components or the components are largely non-bioavailable due to their molecular size.

Toxicity testing has consistently shown that lubricating base oils have low acute toxicities. Numerous tests have shown that a lubricating base oil's mutagenic and carcinogenic potential correlates with its 3-7 ring polycyclic aromatic compound (PAC) content, and the level of DMSO extractables (e.g. IP346 assay), both characteristics that are directly related to the degree/conditions of processing. Skin irritating is not significant (CONCAWE) based on 14 tests on 10 CASs from the OLBO class (Other Lubricant Base Oils). Each study lasted for 24 hours, a period of time 6 times longer than the duration recommended by the OECD method).

Eye irritation is not significant according to experimental data (CONCAWE studies) based on 9 "in vivo" tests on 7 CASs from the OLBO class (Other Lubricant Base Oils).

Sensitisation: The substance does not cause the sensitization of the respiratory tract or of the skin. (CONCAWE studies based on 14 tests on 11 CASs from the OLBO class (Other Lubricant Base Oils))

Germ cell mutagenicity: The tests performed within the "in vivo" studies regarding gene mutation at mice micronuclei indicated negative results (CONCAWE studies). AMES tests had negative results in 7 studies performed on 4 CASs from the OLBO class (Other Lubricant Base Oils).

Reproduction toxicity: Reproduction / development toxicity monitoring according to OECD 421 or 422 methods. CONCAWE tests gave negative results in oral gavage studies. Pre-birth studies regarding toxicity in the unborn foetus development process showed a maternal LOAEL (Lowest Observed Adverse Effect Level) of 125 mg/kg body/day, based on dermal irritation and a NOAEL (No Observable Adverse Effect Level) of 2000 mg/kg body/day, which shows that the substance is not toxic for reproduction.

STOT (toxicity on specific target organs) – repeated exposure: Studies with short term repeated doses (28-day test) on rabbit skin indicated the NOAEL value of 1000 mg/kg. NOAEL for inhalation, local effects > 280 mg/m³ and for systemic effects NOAEL > 980 mg/m³.

Sub-chronic toxicity

90-day study Dermal: NOAEL > 2000 mg/kg (CONCAWE studies).

Repeat dose toxicity:

Oral

NOAEL for heavy paraffinic distillate aromatic extract could not be identified and is less than 125 mg/kg/day when administered orally.

Inhalation

The NOAEL for lung changes associated with oil deposition in the lungs was 220 mg/m³. As no systemic toxicity was observed, the overall NOAEL for systemic effects was > 980 mg/m³.

Dermal

In a 90 day subchronic dermal study, the administration of Light paraffinic distillate solvent extract had an adverse effect on survivability, body weights, organ weights (particularly the liver and thymus), and variety of haematology and serum chemistry parameters in exposed animals. Histopathological changes which were treatment-related were most prominent in the adrenals, bone marrow, kidneys, liver, lymph nodes, skin, stomach, and thymus. Based on the results of this study, the NOAEL for the test material is less than 30 mg/kg/day.

Toxicity to reproduction:

Mineral oil (a white mineral oil) caused no reproductive or developmental toxicity with 1 mL/kg/day (i.e., 1000 mg/kg/day) in an OECD 421 guideline study, but did cause mild to moderate skin irritation. Therefore, the reproductive/developmental NOAEL for this study is =1000 mg/kg/day and no LOAEL was determined.

Developmental toxicity, teratogenicity:

Heavy paraffinic distillate furfural extract produced maternal, reproductive and foetal toxicity. Maternal toxicity was exhibited as vaginal discharge (dose-related), body weight decrease, reduction in thymus weight and increase in liver weight (125 mg/kg/day and higher) and aberrant haematology and serum chemistry (125 and/or 500 mg/kg/day). Evidence of potential reproductive effects was shown by an increased number of dams with resorptions and intrauterine death. Distillate aromatic extract (DAE) was developmentally toxic regardless of exposure duration as indicated by increased resorptions and decreased foetal body weights. Furthermore, when exposures were increased to 1000 mg/kg/day and given only during gestation days 10 through 12, cleft palate and ossification delays were observed. Cleft palate was considered to indicate a potential teratogenic effect of DAE.

The following Oil Industry Note (OIN) has been applied: OIN 8 - The classifications as a reproductive toxicant category 2; H361d (Suspected of damaging the unborn child) and specific target organ toxicant category 1; H372 (Causes damage to organs through prolonged or repeated exposure) need not apply if the substance is not classified as carcinogenic

Toxicokinetics of lubricant base oils has been examined in rodents. Absorption of other lubricant base oils across the small intestine is related to carbon chain length; hydrocarbons with smaller chain length are more readily absorbed than hydrocarbons with a longer chain length. The majority of an oral dose of mineral hydrocarbon is not absorbed and is excreted unchanged in the faeces. Distribution of mineral hydrocarbons following absorption has been observed in liver, fat, kidney, brain and spleen. Excretion of absorbed mineral hydrocarbons occurs via the faeces and urine. Based on the pharmacokinetic parameters and disposition profiles, the data indicate inherent strain differences in the total systemic exposure (~4 fold greater systemic dose in F344 vs SD rats), rate of metabolism, and hepatic and lymph node retention of C26H52, which may be associated with the different strain sensitivities to the formation of liver granulomas and MLN histiocytosis.

SILICA AMORPHOUS

Reports indicate high/prolonged exposures to amorphous silicas induced lung fibrosis in experimental animals; in some experiments these effects were reversible. [PATTYS]

For silica amorphous:

Derived No Adverse Effects Level (NOAEL) in the range of 1000 mg/kg/d.

In humans, synthetic amorphous silica (SAS) is essentially non-toxic by mouth, skin or eyes, and by inhalation. Epidemiology studies show little evidence of adverse health effects due to SAS. Repeated exposure (without personal protection) may cause mechanical irritation of the eye and drying/cracking of the skin.

	<p>When experimental animals inhale synthetic amorphous silica (SAS) dust, it dissolves in the lung fluid and is rapidly eliminated. If swallowed, the vast majority of SAS is excreted in the faeces and there is little accumulation in the body. Following absorption across the gut, SAS is eliminated via urine without modification in animals and humans. SAS is not expected to be broken down (metabolised) in mammals.</p> <p>After ingestion, there is limited accumulation of SAS in body tissues and rapid elimination occurs. Intestinal absorption has not been calculated, but appears to be insignificant in animals and humans. SASs injected subcutaneously are subjected to rapid dissolution and removal. There is no indication of metabolism of SAS in animals or humans based on chemical structure and available data. In contrast to crystalline silica, SAS is soluble in physiological media and the soluble chemical species that are formed are eliminated via the urinary tract without modification.</p> <p>Both the mammalian and environmental toxicology of SASs are significantly influenced by the physical and chemical properties, particularly those of solubility and particle size. SAS has no acute intrinsic toxicity by inhalation. Adverse effects, including suffocation, that have been reported were caused by the presence of high numbers of respirable particles generated to meet the required test atmosphere. These results are not representative of exposure to commercial SASs and should not be used for human risk assessment. Though repeated exposure of the skin may cause dryness and cracking, SAS is not a skin or eye irritant, and it is not a sensitiser. Repeated-dose and chronic toxicity studies confirm the absence of toxicity when SAS is swallowed or upon skin contact. Long-term inhalation of SAS caused some adverse effects in animals (increases in lung inflammation, cell injury and lung collagen content), all of which subsided after exposure.</p> <p>Numerous repeated-dose, subchronic and chronic inhalation toxicity studies have been conducted with SAS in a number of species, at airborne concentrations ranging from 0.5 mg/m³ to 150 mg/m³. Lowest-observed adverse effect levels (LOAELs) were typically in the range of 1 to 50 mg/m³. When available, the no-observed adverse effect levels (NOAELs) were between 0.5 and 10 mg/m³. The difference in values may be explained by different particle size, and therefore the number of particles administered per unit dose. In general, as particle size decreases so does the NOAEL/LOAEL.</p> <p>Neither inhalation nor oral administration caused neoplasms (tumours). SAS is not mutagenic in vitro. No genotoxicity was detected in in vivo assays. SAS does not impair development of the foetus. Fertility was not specifically studied, but the reproductive organs in long-term studies were not affected.</p> <p>For Synthetic Amorphous Silica (SAS) Repeated dose toxicity Oral (rat), 2 weeks to 6 months, no significant treatment-related adverse effects at doses of up to 8% silica in the diet. Inhalation (rat), 13 weeks, Lowest Observed Effect Level (LOEL) = 1.3 mg/m³ based on mild reversible effects in the lungs. Inhalation (rat), 90 days, LOEL = 1 mg/m³ based on reversible effects in the lungs and effects in the nasal cavity. For silane treated synthetic amorphous silica: Repeated dose toxicity: oral (rat), 28-d, diet, no significant treatment-related adverse effects at the doses tested. There is no evidence of cancer or other long-term respiratory health effects (for example, silicosis) in workers employed in the manufacture of SAS. Respiratory symptoms in SAS workers have been shown to correlate with smoking but not with SAS exposure, while serial pulmonary function values and chest radiographs are not adversely affected by long-term exposure to SAS.</p>
ETHYLTRICETOXYSILANE	<p>The material may produce severe irritation to the eye causing pronounced inflammation. Repeated or prolonged exposure to irritants may produce conjunctivitis.</p> <p>The material may produce respiratory tract irritation. Symptoms of pulmonary irritation may include coughing, wheezing, laryngitis, shortness of breath, headache, nausea, and a burning sensation.</p> <p>Unlike most organs, the lung can respond to a chemical insult or a chemical agent, by first removing or neutralising the irritant and then repairing the damage (inflammation of the lungs may be a consequence).</p> <p>The repair process (which initially developed to protect mammalian lungs from foreign matter and antigens) may, however, cause further damage to the lungs (fibrosis for example) when activated by hazardous chemicals. Often, this results in an impairment of gas exchange, the primary function of the lungs. Therefore prolonged exposure to respiratory irritants may cause sustained breathing difficulties.</p> <p>No data of toxicological significance identified in literature search.</p>
OCTAMETHYLCYCLOTETRASILOXANE	<p>Does not cause skin sensitization Genotoxicity in vitro : Test Type: Bacterial reverse mutation assay (AMES) Result: negative Remarks: Based on test data Test Type: Mutagenicity (in vitro mammalian cytogenetic test) Result: negative Remarks: Based on test data Test Type: Chromosome aberration test in vitro Result: negative Remarks: Based on test data Test Type: In vitro sister chromatid exchange assay in mammalian cells Result: negative Remarks: Based on test data Test Type: DNA damage and repair, unscheduled DNA synthesis in mammalian cells (in vitro) Result: negative Remarks: Based on test data Genotoxicity in vivo : Test Type: Mammalian erythrocyte micronucleus test (in vivo cytogenetic assay) Species: Rat Application Route: inhalation (vapor) Result: negative Remarks: Based on test data Test Type: Rodent dominant lethal test (germ cell) (in vivo) Species: Rat Application Route: Ingestion Result: negative Remarks: Based on test data Germ cell mutagenicity - Assessment : Animal testing did not show any mutagenic effects Effects on fertility : Test Type: Two-generation reproduction toxicity study Species: Rat, male and female Application Route: inhalation (vapor) Symptoms: Effects on fertility. Remarks: Based on test data Effects on fetal development : Test Type: Prenatal development toxicity study (teratogenicity) Species: Rabbit Application Route: inhalation (vapor) Symptoms: No effects on fetal development. Remarks: Based on test data Reproductive toxicity - Assessment : Some evidence of adverse effects on sexual function and fertility, based on animal experiments. STOT-single exposure May cause damage to organs (Eyes, Central nervous system Routes of exposure: Ingestion Assessment: No significant health effects observed in animals at concentrations of 100 mg/kg bw or less. Routes of exposure: inhalation (vapor) Assessment: No significant health effects observed in animals at concentrations of 1 mg/l/6h/d or less. Routes of exposure: Skin contact Assessment: No significant health effects observed in animals at concentrations of 200 mg/kg bw or less. Results from a 2 year repeated vapor inhalation exposure study to rats of octamethylcyclotetrasiloxane (D4) indicate effects (benign uterine adenomas) in the uterus of female animals. This finding occurred at the highest exposure dose (700 ppm) only. Studies to date have not demonstrated if these effects occur through pathways that are relevant to humans. Repeated exposure in rats to D4 resulted in protoporphyrin accumulation in the liver. Without knowledge of the specific mechanism leading to the protoporphyrin accumulation the relevance of this finding to humans is unknown</p> <p>The material may cause skin irritation after prolonged or repeated exposure and may produce a contact dermatitis (nonallergic). This form of dermatitis is often characterised by skin redness (erythema) and swelling epidermis. Histologically there may be intercellular oedema of the spongy layer (spongiosis) and intracellular oedema of the epidermis.</p>
4,5-DICHLORO-2-OCTYL-3(2H)-ISOTHIAZOLONE	<p>Guinea Pig Assay: causes sensitisation * Did not show teratogenic effects in animal experiments. * Not mutagenic * Rohm and Haas MSDS Rozone 2000 Mildewcide</p> <p>The following information refers to contact allergens as a group and may not be specific to this product.</p> <p>Contact allergies quickly manifest themselves as contact eczema, more rarely as urticaria or Quincke's oedema. The pathogenesis of contact eczema involves a cell-mediated (T lymphocytes) immune reaction of the delayed type. Other allergic skin reactions, e.g. contact urticaria, involve antibody-mediated immune reactions. The significance of the contact allergen is not simply determined by its sensitisation potential: the distribution of the substance and the opportunities for contact with it are equally important. A weakly sensitising substance which is widely distributed can be a more important allergen than one with stronger sensitising potential with which few individuals come into contact. From a clinical point of view, substances are noteworthy if they produce an allergic test reaction in more than 1% of the persons tested.</p>
C14-30-ALKYLBENZENE DERIVATIVES & ETHYLTRICETOXYSILANE & 4,5-DICHLORO-2-OCTYL-3(2H)-	<p>Asthma-like symptoms may continue for months or even years after exposure to the material ends. This may be due to a non-allergic condition known as reactive airways dysfunction syndrome (RADS) which can occur after exposure to high levels of highly irritating compound. Main criteria for diagnosing RADS include the absence of previous airways disease in a non-atopic individual, with sudden</p>

Dunlop Coloured Silicone

ISOTHIAZOLONE	onset of persistent asthma-like symptoms within minutes to hours of a documented exposure to the irritant. Other criteria for diagnosis of RADS include a reversible airflow pattern on lung function tests, moderate to severe bronchial hyperreactivity on methacholine challenge testing, and the lack of minimal lymphocytic inflammation, without eosinophilia. RADS (or asthma) following an irritating inhalation is an infrequent disorder with rates related to the concentration of and duration of exposure to the irritating substance. On the other hand, industrial bronchitis is a disorder that occurs as a result of exposure due to high concentrations of irritating substance (often particles) and is completely reversible after exposure ceases. The disorder is characterized by difficulty breathing, cough and mucus production.
C14-30-ALKYLBENZENE DERIVATIVES & OCTAMETHYLCYCLOTETRA-SILOXANE	The material may be irritating to the eye, with prolonged contact causing inflammation. Repeated or prolonged exposure to irritants may produce conjunctivitis.
C14-30-ALKYLBENZENE DERIVATIVES & ETHYLTRIA-CETOXYSILANE	The material may cause skin irritation after prolonged or repeated exposure and may produce a contact dermatitis (nonallergic). This form of dermatitis is often characterised by skin redness (erythema) and swelling the epidermis. Histologically there may be intercellular oedema of the spongy layer (spongiosis) and intracellular oedema of the epidermis.
WHITE MINERAL OIL (PETROLEUM) & SILICA AMORPHOUS	The substance is classified by IARC as Group 3: NOT classifiable as to its carcinogenicity to humans. Evidence of carcinogenicity may be inadequate or limited in animal testing.

Acute Toxicity	✗	Carcinogenicity	✗
Skin Irritation/Corrosion	✓	Reproductivity	✗
Serious Eye Damage/Irritation	✓	STOT - Single Exposure	✓
Respiratory or Skin sensitisation	✓	STOT - Repeated Exposure	✗
Mutagenicity	✗	Aspiration Hazard	✗

Legend: ✗ – Data either not available or does not fill the criteria for classification
 ✓ – Data available to make classification

SECTION 12 Ecological information

Toxicity

	Endpoint	Test Duration (hr)	Species	Value	Source
Dunlop Coloured Silicone	Not Available	Not Available	Not Available	Not Available	Not Available
C14-30-alkylbenzene derivatives	Not Available	Not Available	Not Available	Not Available	Not Available
white mineral oil (petroleum)	LC50	96h	Fish	>10000mg/L	2
silica amorphous	EC50	48h	Crustacea	>86mg/l	2
	EC50	96h	Algae or other aquatic plants	217.576mg/l	2
	EC50	72h	Algae or other aquatic plants	14.1mg/l	2
	EC0(ECx)	24h	Crustacea	>=10000mg/l	1
	LC50	96h	Fish	1033.016mg/l	2
ethyltriacetoxysilane	EC50	48h	Crustacea	62mg/l	2
	EC50	72h	Algae or other aquatic plants	23.03mg/l	2
	EC50	96h	Algae or other aquatic plants	1200mg/l	2
	NOEC(ECx)	504h	Crustacea	>=10mg/l	2
	LC50	96h	Fish	79-88mg/l	2
octamethylcyclotetrasiloxane	EC50	48h	Crustacea	>0.015mg/L	2
	EC50	96h	Algae or other aquatic plants	>0.022mg/L	2
	NOEC(ECx)	96h	Algae or other aquatic plants	<0.001-0.029mg/l	4
	LC50	96h	Fish	>0.006mg/L	2
4,5-dichloro-2-octyl-3(2H)-isothiazolone	EC50	48h	Crustacea	0.005mg/l	Not Available
	EC50	96h	Algae or other aquatic plants	0.002-0.01mg/L	4
	EC50(ECx)	48h	Crustacea	0.005mg/l	Not Available
	EC50	72h	Algae or other aquatic plants	0.003mg/l	4

Continued...

	LC50	96h	Fish	0.003mg/l	Not Available
--	------	-----	------	-----------	---------------

Legend: Extracted from 1. IUCLID Toxicity Data 2. Europe ECHA Registered Substances - Ecotoxicological Information - Aquatic Toxicity 4. US EPA, Ecotox database - Aquatic Toxicity Data 5. ECETOC Aquatic Hazard Assessment Data 6. NITE (Japan) - Bioconcentration Data 7. METI (Japan) - Bioconcentration Data 8. Vendor Data

Very toxic to aquatic organisms, may cause long-term adverse effects in the aquatic environment.

DO NOT discharge into sewer or waterways.

Persistence and degradability

Ingredient	Persistence: Water/Soil	Persistence: Air
silica amorphous	LOW	LOW
ethyltriacetoxysilane	HIGH	HIGH
octamethylcyclotetrasiloxane	HIGH	HIGH
4,5-dichloro-2-octyl-3(2H)-isothiazolone	HIGH	HIGH

Bioaccumulative potential

Ingredient	Bioaccumulation
silica amorphous	LOW (LogKOW = 0.5294)
ethyltriacetoxysilane	LOW (LogKOW = 0.7378)
octamethylcyclotetrasiloxane	HIGH (BCF = 12400)
4,5-dichloro-2-octyl-3(2H)-isothiazolone	HIGH (LogKOW = 4.7295)

Mobility in soil

Ingredient	Mobility
silica amorphous	LOW (Log KOC = 23.74)
ethyltriacetoxysilane	LOW (Log KOC = 69.91)
octamethylcyclotetrasiloxane	LOW (Log KOC = 17960)
4,5-dichloro-2-octyl-3(2H)-isothiazolone	LOW (Log KOC = 5796)



SECTION 13 Disposal considerations

Waste treatment methods

Product / Packaging disposal	<ul style="list-style-type: none"> ▶ DO NOT allow wash water from cleaning or process equipment to enter drains. ▶ It may be necessary to collect all wash water for treatment before disposal. ▶ In all cases disposal to sewer may be subject to local laws and regulations and these should be considered first. ▶ Where in doubt contact the responsible authority. ▶ Recycle wherever possible or consult manufacturer for recycling options. ▶ Consult State Land Waste Authority for disposal. ▶ Bury or incinerate residue at an approved site. ▶ Recycle containers if possible, or dispose of in an authorised landfill.
-------------------------------------	---

SECTION 14 Transport information

Labels Required

	
Marine Pollutant	
HAZCHEM	*3Z

Land transport (ADG)

14.1. UN number or ID number	3082				
14.2. UN proper shipping name	ENVIRONMENTALLY HAZARDOUS SUBSTANCE, LIQUID, N.O.S. (contains C14-30-alkylbenzene derivatives and 4,5-dichloro-2-octyl-3(2H)-isothiazolone)				
14.3. Transport hazard class(es)	<table border="1"> <tr> <td>Class</td> <td>9</td> </tr> <tr> <td>Subsidiary Hazard</td> <td>Not Applicable</td> </tr> </table>	Class	9	Subsidiary Hazard	Not Applicable
Class	9				
Subsidiary Hazard	Not Applicable				

14.4. Packing group	III	
14.5. Environmental hazard	Environmentally hazardous	
14.6. Special precautions for user	Special provisions	274 331 335 375 AU01
	Limited quantity	5 L

Environmentally Hazardous Substances meeting the descriptions of UN 3077 or UN 3082 are not subject to this Code when transported by road or rail in;

- (a) packagings;
 (b) IBCs; or
 (c) any other receptacle not exceeding 500 kg(L).
 - Australian Special Provisions (SP AU01) - ADG Code 7th Ed.

Air transport (ICAO-IATA / DGR)

14.1. UN number	3082	
14.2. UN proper shipping name	Environmentally hazardous substance, liquid, n.o.s. (contains C14-30-alkylbenzene derivatives and 4,5-dichloro-2-octyl-3(2H)-isothiazolone)	
14.3. Transport hazard class(es)	ICAO/IATA Class	9
	ICAO / IATA Subsidiary Hazard	Not Applicable
	ERG Code	9L
14.4. Packing group	III	
14.5. Environmental hazard	Environmentally hazardous	
14.6. Special precautions for user	Special provisions	A97 A158 A197 A215
	Cargo Only Packing Instructions	964
	Cargo Only Maximum Qty / Pack	450 L
	Passenger and Cargo Packing Instructions	964
	Passenger and Cargo Maximum Qty / Pack	450 L
	Passenger and Cargo Limited Quantity Packing Instructions	Y964
	Passenger and Cargo Limited Maximum Qty / Pack	30 kg G

Sea transport (IMDG-Code / GGVSee)

14.1. UN number	3082	
14.2. UN proper shipping name	ENVIRONMENTALLY HAZARDOUS SUBSTANCE, LIQUID, N.O.S. (contains C14-30-alkylbenzene derivatives and 4,5-dichloro-2-octyl-3(2H)-isothiazolone)	
14.3. Transport hazard class(es)	IMDG Class	9
	IMDG Subsidiary Hazard	Not Applicable
14.4. Packing group	III	
14.5. Environmental hazard	Marine Pollutant	
14.6. Special precautions for user	EMS Number	F-A , S-F
	Special provisions	274 335 969
	Limited Quantities	5 L

14.7.1. Transport in bulk according to Annex II of MARPOL and the IBC code

Not Applicable

14.7.2. Transport in bulk in accordance with MARPOL Annex V and the IMSBC Code

Product name	Group
C14-30-alkylbenzene derivatives	Not Available
white mineral oil (petroleum)	Not Available
silica amorphous	Not Available
ethyltriacetoxysilane	Not Available
octamethylcyclotetrasiloxane	Not Available
4,5-dichloro-2-octyl-3(2H)-isothiazolone	Not Available

14.7.3. Transport in bulk in accordance with the IGC Code

Product name	Ship Type
C14-30-alkylbenzene derivatives	Not Available
white mineral oil (petroleum)	Not Available
silica amorphous	Not Available
ethyltriacetoxysilane	Not Available
octamethylcyclotetrasiloxane	Not Available

Product name	Ship Type
4,5-dichloro-2-octyl-3(2H)-isothiazolone	Not Available

SECTION 15 Regulatory information

Safety, health and environmental regulations / legislation specific for the substance or mixture

C14-30-alkylbenzene derivatives is found on the following regulatory lists

Australia Standard for the Uniform Scheduling of Medicines and Poisons (SUSMP) - Schedule 7
 Australian Inventory of Industrial Chemicals (AIIC)

white mineral oil (petroleum) is found on the following regulatory lists

Australian Inventory of Industrial Chemicals (AIIC)
 Chemical Footprint Project - Chemicals of High Concern List
 International Agency for Research on Cancer (IARC) - Agents Classified by the IARC Monographs
 International Agency for Research on Cancer (IARC) - Agents Classified by the IARC Monographs - Group 1: Carcinogenic to humans
 International Agency for Research on Cancer (IARC) - Agents Classified by the IARC Monographs - Not Classified as Carcinogenic

silica amorphous is found on the following regulatory lists

Australia Hazardous Chemical Information System (HCIS) - Hazardous Chemicals
 Australia Model Work Health and Safety Regulations - Hazardous chemicals (other than lead) requiring health monitoring
 Australian Inventory of Industrial Chemicals (AIIC)
 Chemical Footprint Project - Chemicals of High Concern List
 International Agency for Research on Cancer (IARC) - Agents Classified by the IARC Monographs - Not Classified as Carcinogenic
 International WHO List of Proposed Occupational Exposure Limit (OEL) Values for Manufactured Nanomaterials (MNMS)

ethyltriacetoxysilane is found on the following regulatory lists

Australian Inventory of Industrial Chemicals (AIIC)

octamethylcyclotetrasiloxane is found on the following regulatory lists

Australia Hazardous Chemical Information System (HCIS) - Hazardous Chemicals
 Australian Inventory of Industrial Chemicals (AIIC)
 Chemical Footprint Project - Chemicals of High Concern List

4,5-dichloro-2-octyl-3(2H)-isothiazolone is found on the following regulatory lists

Australia Hazardous Chemical Information System (HCIS) - Hazardous Chemicals
 Australia Standard for the Uniform Scheduling of Medicines and Poisons (SUSMP) - Schedule 6
 Australian Inventory of Industrial Chemicals (AIIC)

Additional Regulatory Information

Not Applicable

National Inventory Status

National Inventory	Status
Australia - AIIC / Australia Non-Industrial Use	Yes
Canada - DSL	No (4,5-dichloro-2-octyl-3(2H)-isothiazolone)
Canada - NDSL	No (C14-30-alkylbenzene derivatives; white mineral oil (petroleum); ethyltriacetoxysilane; octamethylcyclotetrasiloxane)
China - IECSC	Yes
Europe - EINEC / ELINCS / NLP	Yes
Japan - ENCS	No (C14-30-alkylbenzene derivatives)
Korea - KECI	Yes
New Zealand - NZIoC	Yes
Philippines - PICCS	Yes
USA - TSCA	Yes
Taiwan - TCSI	Yes
Mexico - INSQ	No (C14-30-alkylbenzene derivatives; ethyltriacetoxysilane)
Vietnam - NCI	Yes
Russia - FBEPH	No (C14-30-alkylbenzene derivatives; 4,5-dichloro-2-octyl-3(2H)-isothiazolone)
Legend:	Yes = All CAS declared ingredients are on the inventory No = One or more of the CAS listed ingredients are not on the inventory. These ingredients may be exempt or will require registration.

SECTION 16 Other information

Revision Date	21/03/2024
Initial Date	21/03/2024

Other information

Classification of the preparation and its individual components has drawn on official and authoritative sources as well as independent review by the Chemwatch Classification committee using available literature references.

The SDS is a Hazard Communication tool and should be used to assist in the Risk Assessment. Many factors determine whether the reported Hazards are Risks in the workplace or other settings. Risks may be determined by reference to Exposures Scenarios. Scale of use, frequency of use and current or available engineering controls must be considered.

Definitions and abbreviations

- ▶ PC - TWA: Permissible Concentration-Time Weighted Average
- ▶ PC - STEL: Permissible Concentration-Short Term Exposure Limit
- ▶ IARC: International Agency for Research on Cancer
- ▶ ACGIH: American Conference of Governmental Industrial Hygienists
- ▶ STEL: Short Term Exposure Limit
- ▶ TEEL: Temporary Emergency Exposure Limit,
- ▶ IDLH: Immediately Dangerous to Life or Health Concentrations
- ▶ ES: Exposure Standard
- ▶ OSF: Odour Safety Factor
- ▶ NOAEL: No Observed Adverse Effect Level
- ▶ LOAEL: Lowest Observed Adverse Effect Level
- ▶ TLV: Threshold Limit Value
- ▶ LOD: Limit Of Detection
- ▶ OTV: Odour Threshold Value
- ▶ BCF: BioConcentration Factors
- ▶ BEI: Biological Exposure Index
- ▶ DNEL: Derived No-Effect Level
- ▶ PNEC: Predicted no-effect concentration

- ▶ AIIIC: Australian Inventory of Industrial Chemicals
- ▶ DSL: Domestic Substances List
- ▶ NDSL: Non-Domestic Substances List
- ▶ IECSC: Inventory of Existing Chemical Substance in China
- ▶ EINECS: European INventory of Existing Commercial chemical Substances
- ▶ ELINCS: European List of Notified Chemical Substances
- ▶ NLP: No-Longer Polymers
- ▶ ENCS: Existing and New Chemical Substances Inventory
- ▶ KECI: Korea Existing Chemicals Inventory
- ▶ NZIoC: New Zealand Inventory of Chemicals
- ▶ PICCS: Philippine Inventory of Chemicals and Chemical Substances
- ▶ TSCA: Toxic Substances Control Act
- ▶ TCSI: Taiwan Chemical Substance Inventory
- ▶ INSQ: Inventario Nacional de Sustancias Químicas
- ▶ NCI: National Chemical Inventory
- ▶ FBEPH: Russian Register of Potentially Hazardous Chemical and Biological Substances

This document is copyright.

Apart from any fair dealing for the purposes of private study, research, review or criticism, as permitted under the Copyright Act, no part may be reproduced by any process without written permission from CHEMWATCH.

TEL (+61 3) 9572 4700.