

Built-in Wardrobes & Sliding Doors



WE WILL ASSEMBLE



CUSTOM MADE

LUGNA

FORM & FUNCTION

Available at
BUNNINGS
warehouse

Take This Brochure to the Special Orders Desk to place your order



Built-in Wardrobe Packages

Lugna has a range of easy to install wardrobe packages that you can use on their own or combine to suit your space. There are six configurations to choose from, depending on the size of your wardrobe and storage needs.

Visit [bunnings.com.au/brands/l/lugna](https://www.bunnings.com.au/brands/l/lugna) and view our style blogs for inspiration.

- Easy DIY Assembly
- Modular Design
- Trade Quality Finish
- High Moisture Resistant Board
- Scratch & Stain Resistant

Colour Range



White



Sand



Mist



Storm



Cove

Ordering is easy, once you have selected your sizes and colours visit **Special Orders Desk** to complete.



Disclaimer:

As colours displayed are a guide only and have been matched as closely possible to actual product. For accurate colour selection refer to colour samples available on request at Special Orders Desk.



Built-in Packages

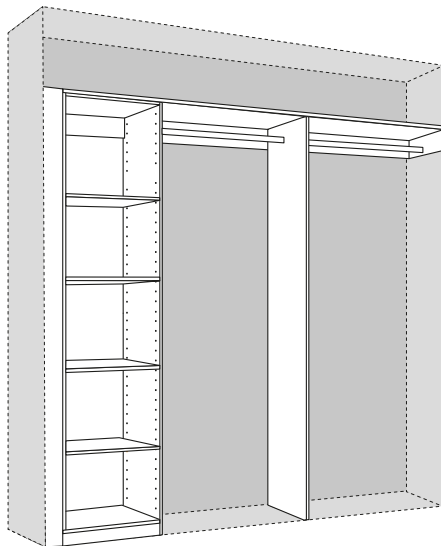
Start by choosing the configuration that best suits your space. These packages are easy to install and can be cut to fit within the size ranges shown, all you will need is basic DIY skills and some spare time!



Tip: Shelves are perfect for shoes, shirts & handbags



Drawers are perfect for underwear, socks & smaller items



Package 1

Cabinet Shell

1850H x 450W x 450D

4 x Adjustable Shelves
1850mm High Divider Support
Kickboard & 60mm Side Infill
Hat Shelf 1800W x 455D with
Support Battens
Hanging Rail and Fixings

Suits opening
1500-1800mm

Package I/N

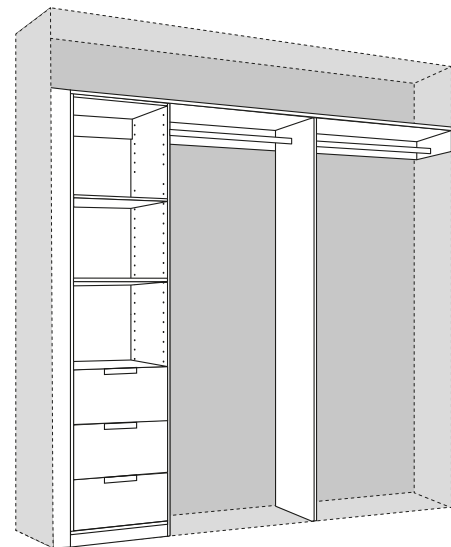
W 0179413

S 0489984

M 0259400

S 0179412

C 0489998



Package 2

Cabinet Shell

1850H x 450W x 450D

3 x Standard Drawers
1 x Fixed & 2 x Adjustable Shelves
1850mm High Divider Support
Kickboard & 60mm Side Infill
Hat Shelf 1800W x 455D with
Support Battens
Hanging Rail and Fixings

Suits opening
1500-1800mm

Package I/N

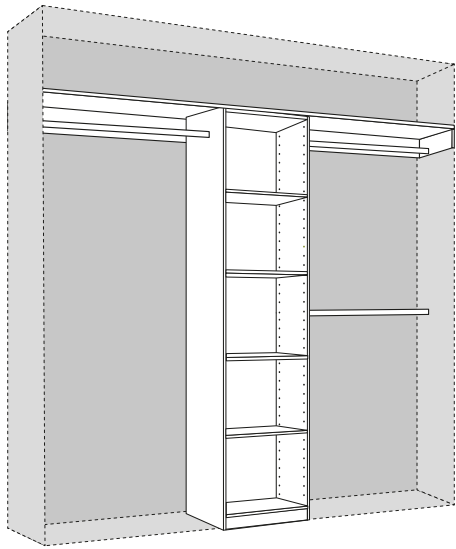
W 0179417

S 0490000

M 0259402

S 0179416

C 0489980



Package 3

Cabinet Shell

1850H x 450W x 450D

Suits opening
1800-2100mm

4 x Adjustable Shelves

Kickboard

Hat Shelf 2100W x 455D with

Support Battens

Hanging Rail and Fixings

Package I/N

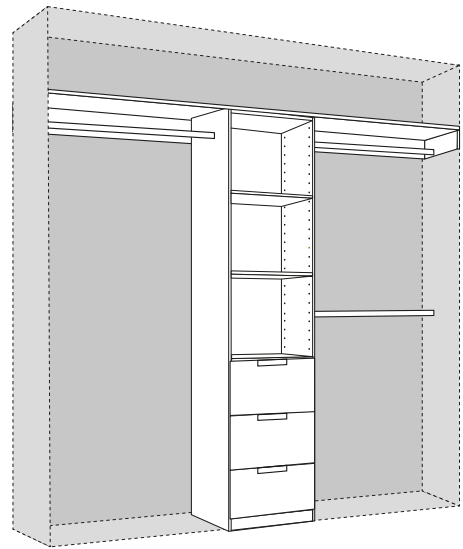
W 0179420

S 0489975

M 0259403

S 0179419

C 0489989



Package 4

Cabinet Shell

1850H x 450W x 450D

Suits opening
1800-2100mm

3 x Standard Drawers

1 x Fixed & 2 x Adjustable Shelves

Kickboard

Hat Shelf 2100W x 455D with

Support Battens

Hanging Rail and Fixings

Package I/N

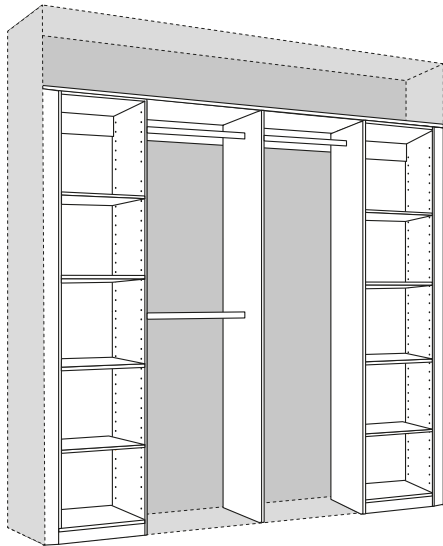
W 0179422

S 0489994

M 0259405

S 0179421

C 0489995



Package 5

2 x Cabinet Shell

1850H x 450W x 450D

Suits opening
2100-2400mm

4 x Adjustable Shelves

1850mm High Divider Support

Kickboard & 60mm Side Infill

Hat Shelf 2400W x 455D with

Support Battens

Hanging Rail and Fixings

Package I/N

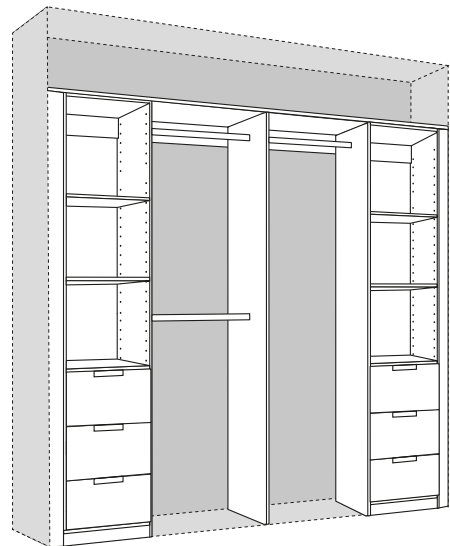
W 0179425

S 0489993

M 0259406

S 0179424

C 0489999



Package 6

2 x Cabinet Shell

1850H x 450W x 450D

Suits opening
2100-2400mm

3 x Standard Drawers

1 x Fixed & 2 x Adjustable Shelves

1850mm High Divider Support

Kickboard & 60mm Side Infill

Hat Shelf 2400W x 455D with

Support Battens

Hanging Rail and Fixings

Package I/N

W 0179428

S 0490002

M 0259408

S 0179427

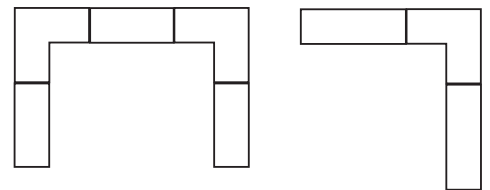
C 0489977





Walk-in Wardrobes

Combine built-in packages with our corner units for custom walk-in wardrobes. Finish it off with custom-cut hat shelves complete with hanging rails. Corner units have been designed to fit with any of the packages.



Extras



Custom Cut Hat Shelves with Support Battens, Hanging Rail including Fixings:

Specify width required when ordering pick the item code in the width range you need

Hat Shelf 900-1199mm W x 455mm D

W 0179759 **S** 0489985 **M** 0259409 **S** 0180186 **C** 0489991

Hat Shelf 1200-1499mm W x 455mm D

W 0179760 **S** 0489976 **M** 0259410 **S** 0179770 **C** 0489990

Hat Shelf 1500-1799mm W x 455mm D

W 0179761 **S** 0489988 **M** 0259411 **S** 0179771 **C** 0490001

Hat Shelf 1800-2099mm W x 455mm D

W 0179762 **S** 0489996 **M** 0259413 **S** 0179772 **C** 0489983

Hat Shelf 2100-2400mm W x 455mm D

W 0179763 **S** 0489974 **M** 0259414 **S** 0179773 **C** 0489973

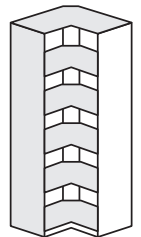
Add corner units to create Walk-in Wardrobes

Shelf Corner Unit

1850H x 800W x 800W x 450D

4 Adjustable Shelves

W 0179774 **S** 0489987 **M** 0259415 **S** 0179778 **C** 0489982

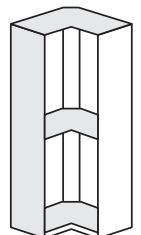


Double Hanging Corner Unit

1850H x 800W x 800W x 450D


2 Hanging Rails, 3 Fixed Shelves

W 0179775 **S** 0489986 **M** 0259416 **S** 0179780 **C** 0489978



Sliding Door Finishes

Finish off your Built-in Wardrobe with made to measure doors from Lugna. A choice of 4 finishes are available.



White Melamine

The simple option, white never goes out of style, and works with any colour scheme. Easy to keep clean and hard wearing. These are an ideal choice for bedrooms, laundries and linen cupboards, or if you want to create some neat storage in your garage.



Primed VJ Panels

Add texture and contemporary elegance to your room with VJ panels, these doors come primed so you can paint them any colour you want, and for ultimate flexibility you can repaint them when you are ready for a change.



Mirror Doors

Here's a neat trick, double the size of your room by adding mirrors! Not only will you have a full length mirror when you need it, these doors are super easy to keep looking clean.



Opti Glass

Clean and modern, 4mm safety glass, super easy to keep clean. Perfect when you are looking for that premium look. And because it's glass, it won't fade or be affected by moisture, so not only great for premium locations, it performs great in laundries.

Ordering is easy, once you have selected your sizes and colours visit [Special Orders Desk](#) to complete.





- Smooth rollers
- Adjustable doors for a perfect fit
- Easy to clean floor track
- Easy DIY installation
- High quality finish

Track Systems

Sliding Doors come with the top and bottom track system and can be custom made to fit openings up to 2400mm high and 3600mm wide. All you need to do, is measure your opening, provide us with the measurements using our custom order form and we will do the rest!

Flexible Door Configurations

Depending on the size of your wardrobe you have the choice of 2 or 3 doors.

2 Door Double Track	1200mm min – 2400mm max
3 Door Triple Track	1800mm min – 3600mm max

Frame and Track Colour Range



How It Works

It's as simple as 1,2,3! Follow the steps shown to purchase or order your product. If you need further advice, speak to a team member at the Special Orders Desk in-store.

1. Select The Product You Want

View the extensive range available in this brochure.

Use the number shown below to order your product in-store.

Package 1 Cabinet Shell 1850H x 450W x 450D	Suits opening 1500-1800mm
4 x Adjustable Shelves 1850mm High Divider Support Kickboard & 60mm Side Infill Hat Shelf 1800W x 455D with Support Battens Hanging Rail and Fixings	Package I/N W 0179413 S 0489984 M 0259400 S 0179412 C 0489998

Item Number

2. Order At The Special Orders Desk

After you have selected the product you want, take this brochure to the Special Orders Desk.

3. Get It Home

We Will Deliver

Delivery to your home or site can be arranged in-store when purchasing your products.

Pick-Up In-Store

If you decide to pick-up in-store and need help to get it home, you can:

- borrow a courtesy trailer
- hire a vehicle

Check with your local Bunnings store for availability.

Built-in Wardrobe Package Order Form

Store Name: _____ Customer Name: _____

Team Member Name: _____ Customer Signature: _____

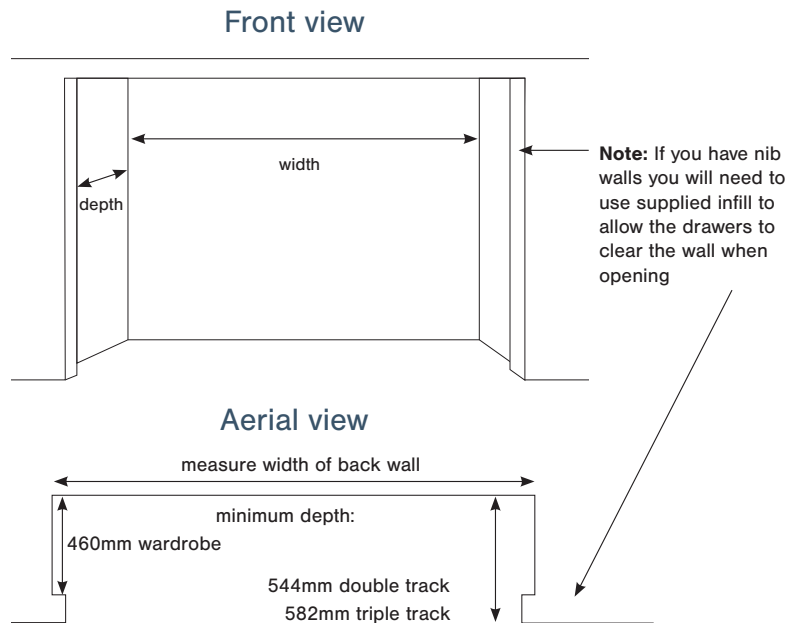
Store Tel: _____ Date: _____

By signing this document you are confirming that all measurements and information supplied are correct.

1 Measure

How to Measure Built-in Wardrobes

Wardrobe Packages are available to suit any size opening up to 2400mm wide. All Packages are a standard height of 1850mm and depth of 455mm. Measure the depth of your opening to ensure it is a minimum of 460mm without custom doors. Measure width and select the Package that suits.



2 Specify Packages Required

Package #	Fineline	Hat Shelf Width (mm)	QTY

Conditions of Purchase

All orders are to be paid in full. The customer accepts full responsibility for the measurements provided. The supplier will be manufacturing to the specifications provided and holds no responsibility for incorrectly provided measurements. All orders are final.



Useful Tips

- Packages are available to suit any size opening up to 2400mm wide. All packages are a standard height of 1850mm and depth of 455mm.
- Measure the depth of your opening to ensure it is a minimum of 460mm. Measure width and select the Package that suits.

Sliding Door Order Form

Store Name: _____ Customer Name: _____

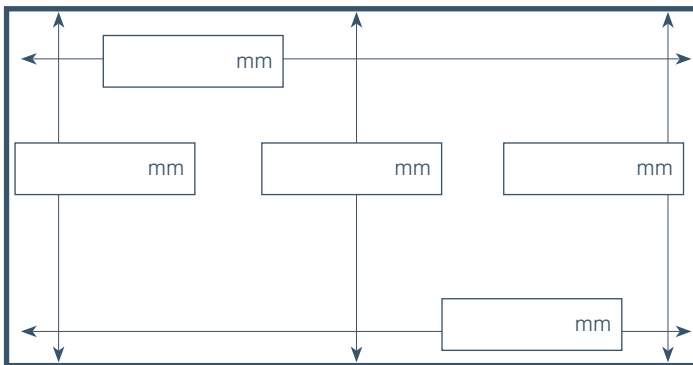
Team Member Name: _____ Customer Signature: _____

Store Tel: _____ Date: _____

By signing this document you are confirming that all measurements and information supplied are correct.

1 Measure Provide measurements of internal door frame as indicated on diagram.


Max Height: 2400mm. Max Width: 3600mm



2 Choose Door Configuration (Tick as required)


2 Door
(Includes double track)

Opening width
1200mm min – 2400mm max

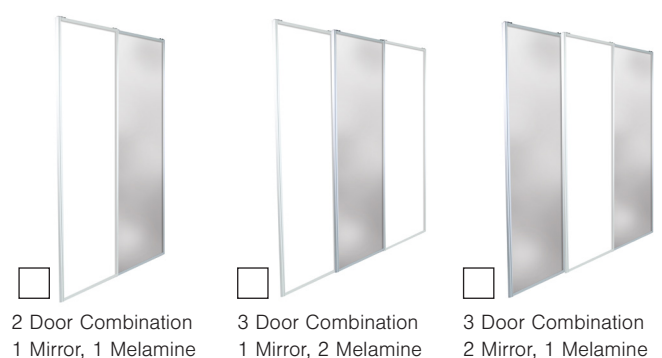



3 Door
(Includes triple track)

Opening width
1800mm min – 3600mm max



3 Choose Door Finish (Tick one)



4 Choose Frame Colour (Tick one)

White
(Standard)

Clear Anodised Aluminium
(Additional charge)

Black
(Additional charge)

Conditions of Purchase

All orders are to be paid in full. The customer accepts full responsibility for the measurements provided.

The supplier will be manufacturing to the specifications provided and holds no responsibility for incorrectly provided measurements. All orders are final.



Useful Tips

- Most wardrobes are 600mm in depth
- A two-door double track is 82mm wide, this allows approximately 500mm of clear hanging space
- A three-door triple track is 125mm wide. A triple track can be used in a 600mm deep wardrobe, but hanging space will be slightly reduced
- For a four-door wardrobe, order 2x two-door packages.