

Ledge Mirror 750, 900, 1200

Wall Hung



A contemporary take on the traditional bathroom 'shaving cabinet', the Ledge Mirror features a storage cabinet at right as well as a handy shelf under the mirrored section. The cabinet includes two adjustable glass shelves for easy storage of grooming items and bathroom essentials; while the shelf section can be used for decoration purposes (often overlooked in the bathroom space).

The split batten hanging system ensures it is easy to mount on stud or masonry walls.

FINISH

White Gloss polyurethane and 4mm mirror

Interior: White moisture resistant melamine

DIMENSIONS

W 750, 900, 1200 x H 600 x D 140 mm

MECHANISMS/INCLUSIONS

Finger-pull handle

Soft-closing door

Split batten section fixed to rear of mirror; Matching section provided to be screwed into wall

PACKAGED DIMENSIONS & WEIGHT

W 800 x H 700 x D 200mm, 29kg

W 1000 x H 700 x D 200mm, 36kg

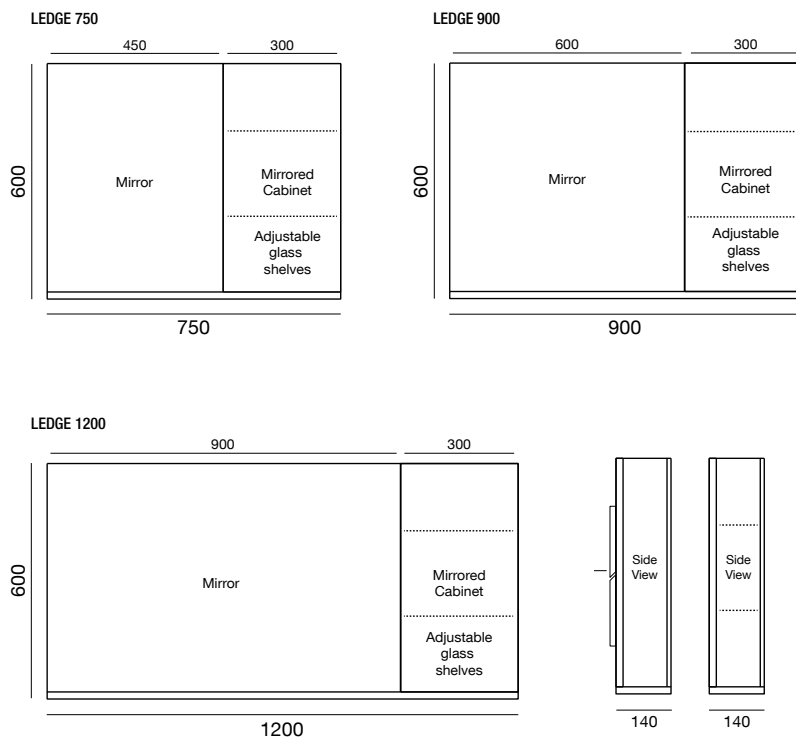
W 1300 x H 700 x D 200mm, 41kg

WARRANTY

Three (3) years (see warranty information over page)

IMPORTANT NOTE

Ledge Mirrors are designed for surface mounting only; cabinet section cannot be fitted into a wall niche.



750mm
LEDGCAB7
I/N 4844167

900mm
LEDGCAB9
I/N 4844168

1200mm
LEDGCAB12
I/N 4844169

CIBO DESIGN – WHO ARE WE?

Established in 1994 on Sydney's northern beaches, CIBO Design has built a solid reputation for its collection of high quality Australian-designed bathroomware. Specialising in producing innovative bathroom storage solutions, CIBO's products combine contemporary design and quality craftsmanship with practicality.

Ledge Mirror 750, 900, 1200

Delivery/Pick-up & Installation

Please inspect your product within 7 days of delivery (or collection).

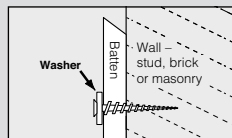
If item is damaged or imperfect when opened, do not proceed with installation. If a defective item is installed, CIBO is not liable for removal of the item, nor will CIBO accept responsibility to repair or replace the product.

Returns & Exchanges

Please retain your receipt and contact the 'Returns and Exchanges' Desk at the Bunnings store where you purchased the item.

IMPORTANT NOTE:

1. Use washers with split batten mounting:



When fixing batten to wall, use washers around the fixing positions. This will decrease pressure applied to the screw head.

In situations where a wall is out of square, the installer may be required to use packers during installation.

2. Under no circumstances should mirrors/mirrored cabinets be tiled into the wall. CIBO mirrored cabinets must be fitted to finished/completed wall coverings e.g. tile, masonry or other cladding methods deemed acceptable as per the building code (of Australia) 2013.

CIBO warranty does not cover any mirror/mirrored cabinet that has been tiled into the wall.

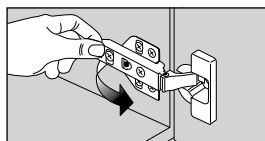
Installation Instructions

1. Fix mirror to wall using split batten included with product
2. No set fixing points
3. Separate loose split batten section from rear of mirror and screw into stud or brick/masonry wall using appropriate screws/fixing for wall type
4. Use a spirit level to ensure accuracy
5. Hang mirror by setting batten sections together
6. Mirror can be adjusted slightly from left to right along battens

Door Removal/Replacement

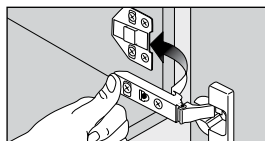
(responsibility of the installer)

During installation, it is advisable to remove door(s) from cabinet. To do this, unclip all hinges on each door.



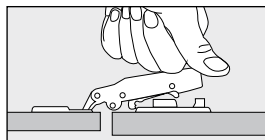
To Remove Doors

Locate button at back of top hinge and press. Hold base of door and pull forward to disengage top hinge. Repeat with bottom hinge.



To Replace Doors

Line up hinges with corresponding hinge plates. At base of hinge is a small metal rod that must be lined up with cradle arms of hinge-plate.



Once hinge is in place, push back of hinge down towards the hinge-plate. Hinge will snap down and engage.

Mirror Care & Maintenance

Care must be taken when cleaning glass and mirror, we recommend clean, warm water used with a 'Micro' (soft, lint-free) cloth.

Wring out all water before wiping glass and mirror. Dry immediately with a dry 'Micro' (soft, lint-free) cloth.

Do not use acid, alkali or abrasive cleaners (including commercial mirror cleaners that contain ammonia or vinegar) on the mirror surface.

Care should be taken to avoid contacting mirror edges with any liquid.

Cabinets

The most effective cleaning method is to use a damp cotton cloth and a mild detergent.

Never use an ammonia-based product or any kind of abrasive cleaning product.

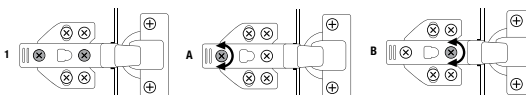
IMPORTANT NOTE:

CIBO Design Mirrored and Linen Cabinets are manufactured from Moisture Resistant (MR) materials but are not waterproof.

Care must be taken to dry spillages of leakage of water that may gain access to cabinet.

Door Hinge Adjustment (responsibility of the installer)

Locate the hinges of the door to be adjusted. It may be necessary to adjust all hinges in order to achieve correct alignment.



1. There are two primary screws that can be adjusted to align the door.

A. This screw moves the hinge left or right.

Clockwise direction = moves the hinge left

Anticlockwise direction = moves the hinge right.

(The opposite occurs when the hinge is fitted the other way around)

B. This screw moves the hinge in or out.

Clockwise direction = moves the hinge towards the vanity

Anticlockwise direction = moves the hinge away from the vanity

Warranty

This product is covered by a three (3) year replacement product warranty (excluding labour). Products which are within 3 years from the date of purchase, found upon inspection by an authorised representative to be defective will be repaired or exchanged with an equivalent product free of charge. Replaced items become CIBO Design's property. All replacement products will be available for collection without charge to the customer at the nearest Bunnings store to the customer's location, or elsewhere as agreed with the customer.

Warranty for Labour and Spare Parts – One (1) Year

The labour for the replacement of products and spare parts to which this warranty applies will be supplied by CIBO Design if the warranty claim is made within one (1) year from the date of purchase.

Spare parts which are within one (1) year from the date of purchase and found upon inspection by an authorised CIBO Design representative to be defective in construction, material or assembly, will be replaced free of charge. Products found to be faulty more than one (1) year from the date of purchase will be replaced free of charge by CIBO Design. After one (1) year from date of purchase, labour and spare parts costs are the responsibility of the customer.

Warranty Conditions

This warranty will apply only under all of the following conditions:

- The item has been installed by a licensed plumber/builder
- This item has been installed for and subjected to domestic residential use only;
- Failure is due to the manufacture of the product;
- Proof of purchase (including date

of purchase) is provided;

• The installation of the product is in accordance with the instructions provided
This warranty does not include faults caused by:

- Unsuitable or improper use;
- Incorrect installation or installation not in accordance with the instructions provided;
- Installation or part installation by the purchaser or any person other than a Licensed Plumber/Builder
- Normal wear and tear including water* and natural causes such as sunlight, humidity and other environmental conditions or factors;
- Inadequate or complete lack of maintenance;
- Chemical, electrochemical or electrical influences;
- Harsh detergents or abrasive cleaners used on product finishes

Important note: CIBO Design mirrored cabinets are manufactured from Moisture Resistant (MR) materials but are not waterproof.

Care must be taken to dry spillages or leakage of water that may gain access to cabinetry.

Exclusions - To the fullest extent permitted by law, CIBO Design excludes all liability for damage or injury to any person, damage to any property, and any indirect consequential or other loss or damage.

Warranty Claim Procedure - Please retain your receipt and contact the 'Returns and Exchanges' Desk at the Bunnings store where you purchased the product. Warranty claims can also be sent to: CIBO Design, After Sales Service PO Box 7461, Warringah Mall, Brookvale NSW 2100. Our goods come with guarantees that cannot be excluded under the Australian Consumer Law. You are entitled to a replacement or refund for a major failure and compensation for any other reasonably foreseeable loss or damage. You are also entitled to have the goods repaired or replaced if the goods

fail to be of acceptable quality and the failure does not amount to a major failure. The benefits to the customer given by this CIBO Design warranty are in addition to any other rights and remedies available to the customer as a consumer under any laws that relate to the goods covered by this CIBO Design warranty. CIBO Design Pty Ltd
1/130 Old Pittwater Road
Brookvale NSW Australia
Postal: PO Box 7461, Warringah Mall, Brookvale NSW 2100
Tel: (02) 9939 4434
Email: customerservice@cibodesign.com.au