

Garden Planter

950L x 350W x 800Hmm | Mobile | Charcoal



CONNECT WITH US!



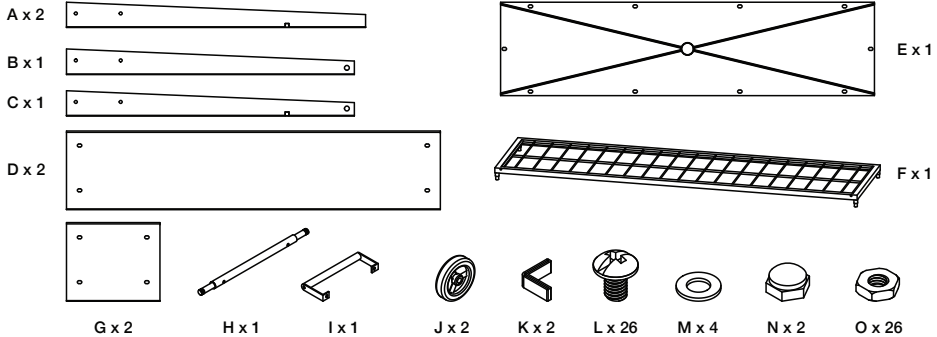
Important: Before you commence assembling this unit open carton and lay all parts on a clear floor space and check all the parts against the parts list included in the instructions. This will ensure that you become familiar with each part and make assembling faster.

You will need the following: Cordless screwdriver with a Phillips-head bit or a standard Phillips-head screwdriver and a shifter. **Filling Suggestion:** 2.5 x 25L bags of soil.

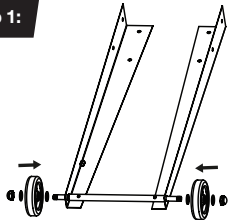
SAFETY TIP:

When assembling or installing this product wear protective gloves and eyewear.

Part list:

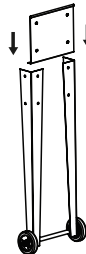


Step 1:



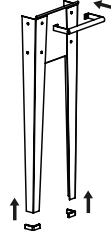
Lay legs (B&C) on the ground and insert them into both ends of the axle (H). Then, fix using the provided nuts (N) ensuring washers (M) are inserted between each wheel as per above.

Step 2:



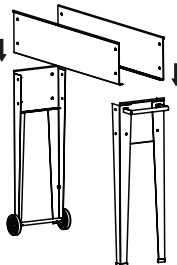
Align the short side frame (G) with legs (B&C) and fix using the bolts (L) and nuts (O).

Step 3:



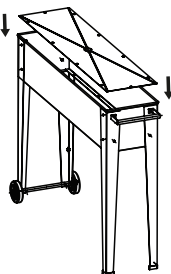
Repeat step 2 with remaining legs (A). Note: Fix the handle (I) using the bolts (L) and nuts (O) and attach the plastic feet (K) to the bottom of the legs (A) as per above diagram.

Step 4:



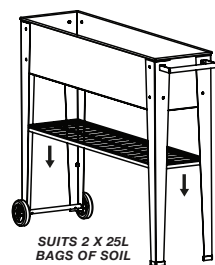
Connect parts from steps 2 & 3 with two long side frames (D) using the bolts (L) and nuts (O).

Step 5:



Lay the bottom (E) into the planter and fix using the bolts (L) and nuts (O) provided.

Step 6:



Align holes on legs and place shelf (F) into position. Press down on shelf equally.

WARRANTY CONDITIONS: Any claim under this warranty must be made within 1 year of the date of purchase of the product. To make a claim under this warranty, take the product (with proof of purchase) to any Bunnings store (for AUS customers see www.bunnings.com.au and for NZ customers see www.bunnings.co.nz for store locations). Pinnacle Hardware bears reasonable, direct expenses of claiming under the warranty. You may submit details and proof of purchase to our support centre for consideration. The warranty covers manufacturer defects in materials, workmanship and finish under normal use. This warranty is provided in addition to other rights and remedies you may have under law. Our goods come with guarantees that cannot be excluded under the Australian consumer law or Consumer Guarantees Act 1993 (NZ). You are entitled to a replacement or refund for a major failure and compensation for any other reasonably foreseeable loss or damage. You are also entitled to have the goods repaired or replaced if the goods fail to be of acceptable quality and the failure does not amount to a major failure. This warranty excludes damage resulting from product misuse or product neglect, any modifications, additions or alterations to the product including the addition of extra shelves. Additions or modifications can compromise the structure and safety of the product. The warranty covers domestic use only and does not apply to commercial applications. This warranty is given by Pinnacle Hardware, ABN 87 614 496 196, 28 Hudson Court, Keysborough Vic 3173, 1800 349 776, Email: support@pinnacle.net.au. Products sold in New Zealand are imported by Bunnings New Zealand. 'Pinnacle' is a trademark © Pinnacle Hardware. Suitable for model number GBEO02.