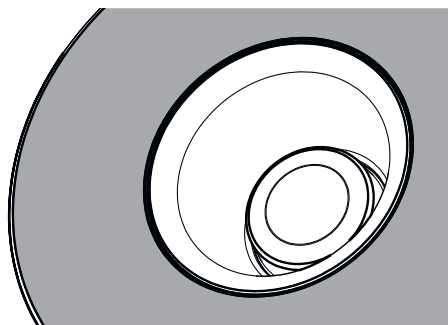




Oxman Lighting Pty Ltd
ABN: 20 613 551 376
Website: www.oxmanlighting.com
Email: support@oxmanlighting.com

Help spread the word! Tell your friends about Oxman Lighting and leave us a review online.



INSTRUCTION MANUAL

DL1 LED DOWNLIGHT KIT (DL1-3K, DL1-4K)

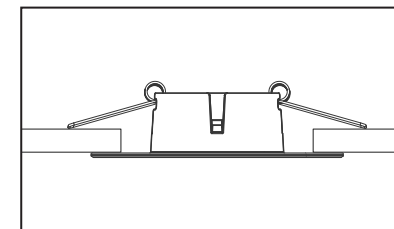
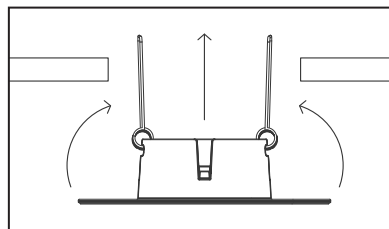
Thanks for choosing this high performance product from Oxman Lighting. To ensure safe and proper functioning, read this manual carefully before installing and using your lights.

1 INSTALLATION REQUIREMENTS & SAFETY

- This product is suitable for indoor or undercover use. It must be installed in a hazard- and liquid-free environment, in accordance with local and national electrical standards, wiring rules and regulations.
- All electrical work must be performed by a licensed electrician.
- Isolate the circuit before commencing any electrical work.
- Do not use the product if it appears damaged or faulty.
- Do not allow the fitting to come in contact with corrosive or abrasive substances as that may affect its functioning and appearance. Damage due to corrosion or oxidation is excluded from the product warranty.
- For maximum convenience, we recommend the use of 240V AC socket outlets at the end of each lighting circuit in the ceiling. One outlet is required per light. Outlets must be within easy reach of the supplied flex and plug. If the light is to be hard-wired, the supplied flex and plug should be removed.
- Do not pull or strain wires during installation as this can damage the connections. The quick-connect link allows luminaire and driver to be installed individually and then conveniently re-connected with the correct polarity.
- Ensure all specified clearances are adhered to.
- This kit contains no serviceable parts. No attempt should be made to repair or modify the product. In the event of a fault, the entire kit should be replaced.
- Do not look directly at the light when it is in use as eye damage can result.
- Do not touch the fitting unless it is off and has cooled down.
- The fitting can be cleaned with a soft, clean cloth. Do not spray with or immerse in water.
- Improper installation, inappropriate use or failure to comply with this instruction manual will void the product warranty.

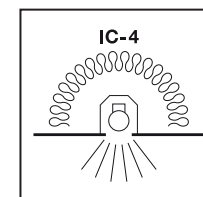
2 INSTALLATION INSTRUCTIONS

1. Cut a hole of 60 to 92mm diameter in the ceiling.
2. Connect the plug to the socket outlet in the roof cavity and ensure the quick-connect link between light and driver is made.
3. Carefully fold the mounting springs up.
4. Carefully ease the fitting up into the cut-out.

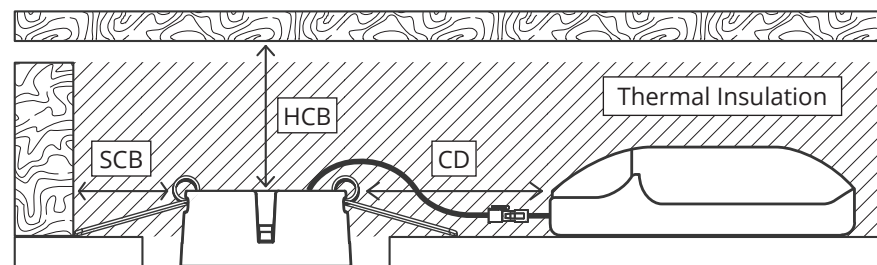


3 CLEARANCES

This product has achieved an IC-4 classification in accordance with AS/NZS 60598.2.2:2016. A type IC-4 recessed luminaire can be abutted against normally flammable materials, including building insulation, and can be covered in normal use. The downlight is IC-4 rated for up to 45°C ambient. If covered with insulation, ambient temperature limit for the driver is 25°C. Place the driver above insulation for maximum lifetime.



- **SCB - Side Clearance to Building element:** minimum clearance distance from the side of the luminaire to any normally flammable building element.
- **HCB - Height Clearance to Building element:** minimum clearance distance from the top of the luminaire to any normally flammable building element.
- **CD - Clearance to driver:** minimum clearance distance between luminaire and driver.



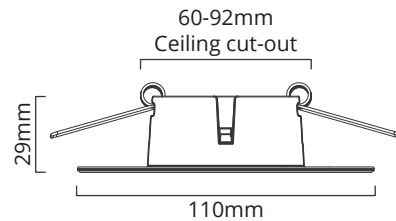
WARNING - RISK OF OVERHEATING OR FIRE IF THE CLEARANCE DISTANCES ARE COMPROMISED

Required clearances SCB* = 0mm, HCB* = 0mm, CD = 50mm

*Specified clearances are for safe, thermal operation. Spatial requirements of the mounting springs during and after installation must be allowed for.

4 LUMINAIRE SPECIFICATIONS

- **Light colour:** 3000K warm white (DL1-3K) or 4000K natural white (DL1-4K)
- **Input:** 220-240V 50/60Hz
- **Output / Power:** 1200 lumens / 14.5W
- **Efficacy:** 83 lumens per watt
- **CRI:** 92 (excellent colour rendition)
- **Beam angle:** 60°
- **Dimming:** Trailing edge or universal dimmers only
- **Dimming range:** 1-100% (dimmer-dependent)
- **Ta:** -25°C to +45°C
- **Lifetime at Ta 45°C:** 66,500+ hrs L95
- **Insulation rating:** IC-4 (abutted and covered)
- **SDCM:** 3 (excellent colour consistency)
- **Turn on/off time:** 0.1 seconds
- **Degree of protection:** IP44 (from front only; use indoors or under cover)
- **Driver:** Tridonic LCBI 15w/350mA basic phase-cut SR ADV
- **Driver dimensions L x W x H (in mm):** 102 x 51 x 30
- **Power cord length:** 1.2m



5 DIMMER COMPATIBILITY

This product is compatible with trailing edge and universal dimmers only. Using incompatible dimmers may result in poor performance or damage to the product. This will void the warranty. Dimming performance is dependent on the make and model of the dimmer. Do not use dimmers that cause flicker, noise or poor performance. Uneven or poor dimmer performance is not a fault of the DL1 components and is not covered by the warranty.

The information below is provided as a guide only. Experiences with each dimmer can vary due to individual circumstances and conditions. Oxman Lighting cannot warrant dimmer performance. Application-specific testing prior to installation is strongly recommended.

Dimmer	Dimming range	Comments
Diginet LEDSMART™ MEDM	1-100%	May not activate when turned on at minimum output level
Clipsal 32E450UDM	18-100%	
Clipsal 32ELEDM	6-100%	1 second delay when turned on at minimum output level
CLA LYNX	17-100%	Slight flicker when dimmer is being adjusted
CABAC S-CLICK HNS610DT	12-100%	
CABAC S-CLICK HNS620DT	12-100%	
CABAC S-CLICK HNS630DT	12-100%	
Lumex LoadSmart Gen 2	5-100%	Use trailing edge mode only
HPM XL400TWE	13-98%	
DETA 6030	12-100%	1 second delay when turned on

6 WARRANTY POLICY

The warranty is offered to you by Oxman Lighting Pty Ltd (ACN 613 551 376) of 75 Gooraway Drive, Castle Hill, NSW, 2154. It covers any major physical product defect or malfunction that occurs in normal use. It is only valid if the electrical work has been performed by a licensed electrician and if the product is installed and used correctly, as per the product's instruction manual and any applicable standards and codes. The benefits under our warranty are in addition to rights provided under local consumer laws.

The warranty is for 5 years from the proven date of purchase and only extends to the original purchaser. In the event of a valid warranty claim, Oxman Lighting will, at its discretion, provide a comparable replacement, repair or refund. The validity of a warranty claim will be determined solely by Oxman Lighting. Oxman Lighting may backcharge customers for costs associated with warranty claims that are found to be invalid.

EXCLUSIONS

Problems caused by or arising from abuse, misuse, mishandling, abnormal use, use in violation of any applicable standard or instructions for use or Acts of God are not covered by this warranty. General wear and tear, as well as damage or problems caused by electrical supply conditions, situations beyond Oxman Lighting's control, chemical impacts, environmental factors and the use of auxiliary products not supplied by Oxman Lighting are not claimable. Oxman Lighting will under no circumstance be liable to the customer or any third party for any damages, including direct, indirect, punitive, consequential or incidental damages to property or life in relation to the use or misuse of our products.

MAKING A WARRANTY CLAIM

If a fault arises with your product, immediately cease using it. To make a warranty claim contact Oxman Lighting at support@oxmanlighting.com within 28 days of the fault occurring and provide the relevant details. Persons making a warranty claim must provide their proof of purchase and any information required by Oxman Lighting in processing the claim. Claimants must carry any expenses associated with the warranty claim process and accept that their personal information may need to be exchanged with other companies as part of the warranty management process. Upon request, the product must be returned or made accessible to Oxman Lighting for verification of a claim. Faulty products shall become Oxman Lighting's property once they have been replaced or refunded.

FOR AUSTRALIAN CONSUMERS

Our goods come with guarantees that cannot be excluded under the Australian Consumer Law. You are entitled to a replacement or refund for a major failure and compensation for any other reasonably foreseeable loss or damage. You are also entitled to have the goods repaired or replaced if the goods fail to be of acceptable quality and the failure does not amount to a major failure.



WWW.OXMANLIGHTING.COM

SUPPORT@OXMANLIGHTING.COM

(+61) 2 9894 8567

Information is subject to change without notice. Oxman and the Oxman symbol are trademarks of Oxman Lighting Pty Ltd. Photometric specifications are typical values measured under laboratory conditions. While every effort has been made to ensure accuracy of information within, no warranty is given in respect thereof and we shall not be liable for any errors. © Oxman Lighting Pty Ltd