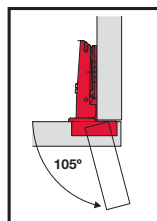


2 PCS

HÄFELE

# HÄFELE 105° SOFT CLOSE HINGE

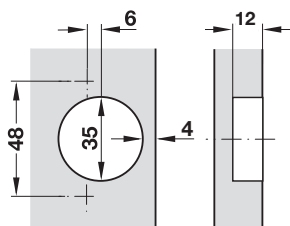
Full Overlay - Clip On



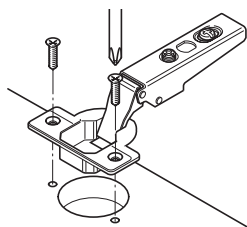
(k)

## Drilling Instructions

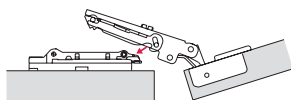
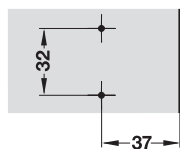
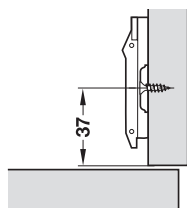
Hinge Cup (Door)



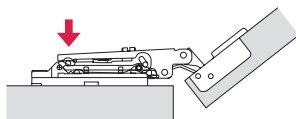
## Mounting Instructions



Mount Plate (Cabinet Side)



Join the two points marked by an arrow.

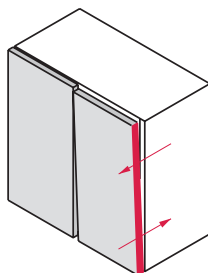
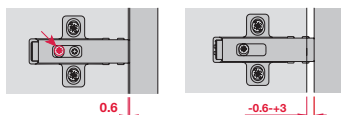


Apply light pressure.

## Adjusting the Door

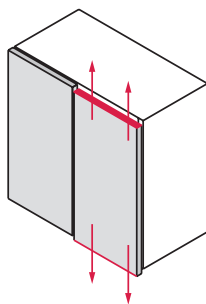
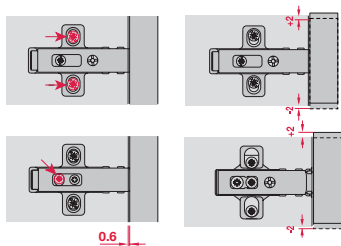
### Depth adjustment of door with Häfele mounting plates.

With the Häfele mounting plates with quick fixing system, a depth adjustment of the door from  $-0.6$  mm up to  $+3$  mm is possible via eccentric. It is not necessary to loosen further screws.



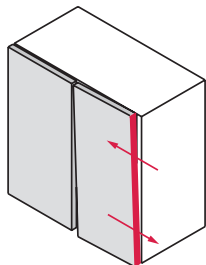
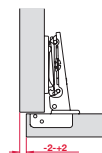
### Height adjustment of door with Häfele mounting plates with slot.

Height adjustment of door of  $\pm 2$  mm is possible by loosening the two fixing screws. The slots allow the mounting plates to slide in both directions. Afterwards the screws must be re-tightened.

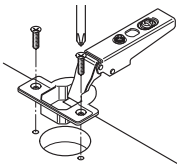
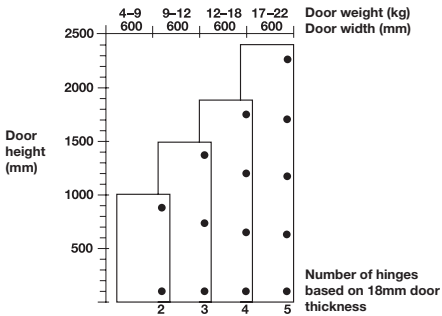


### Lateral adjustment of door with Häfele concealed hinges.

The adjusting screw produces the lateral travel of the hinge arm from  $-2$  mm up to  $+2$  mm.



# HÄFELE

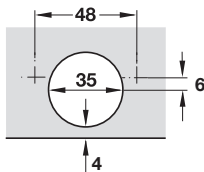


### Screw fixing

Cup fixed with screws (countersunk head).

### Tools Required:

- > 35mm Ø Drill Bit & Template Kit
- > 2mm Ø Drill Bit
- > Pencil
- > Power Drill
- > No 2 Pozidrive Screwdriver / Screw Bit



Hinge Drilling Pattern

**MADE IN CHINA**

