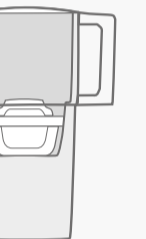
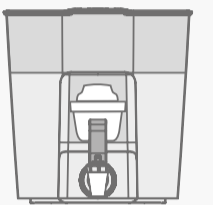




Instruction for use

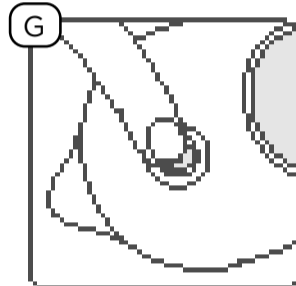
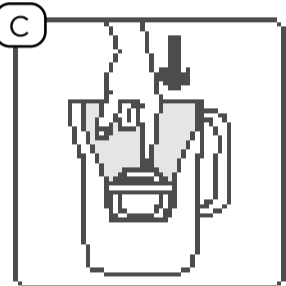
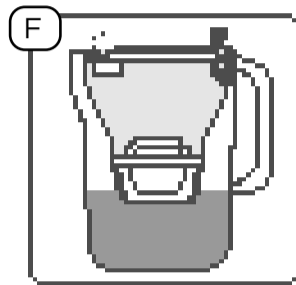
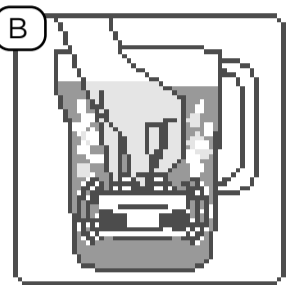
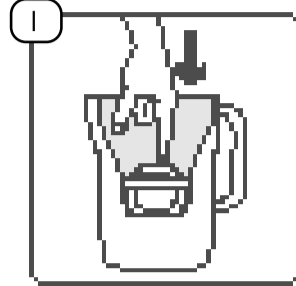

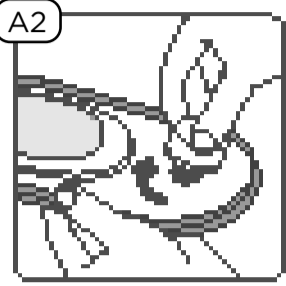
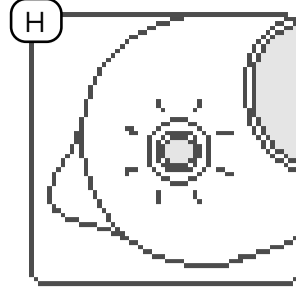
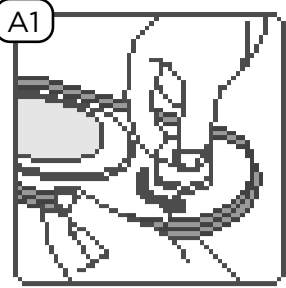
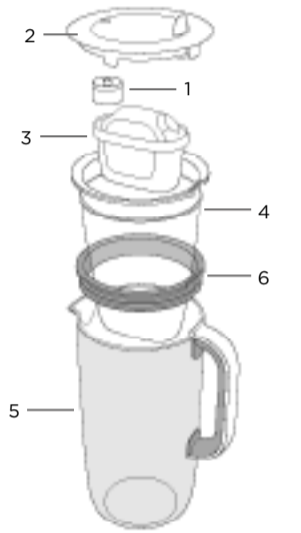
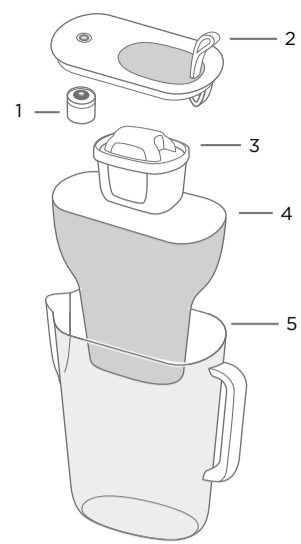


1054011-00-ELA 08/23
IM MAXTRA PRO APAC



XY BRITA
ABC Street 123
9876 Test
Capital Town
+123 456 789
www.brita.xy

EN 1. Water filter exchange indicator
2. Lid
3. MAXTRA PRO water filter
4. Funnel
5. Jug / Tank
6. Silicone sealing ring



ENGLISH

Thank you for making the sustainable choice and choosing BRITA.

BRITA filtered water – for you, your family and the environment! Enjoy pure and fresh-tasting water! 😊

All of our expert knowledge with MAXTRA PRO water filters (MAXTRA PRO Pure Performance* & MAXTRA PRO Limescale Expert**):

The MAXTRA PRO with our unique BRITA MicroFlow technology: **Super-fine mesh** captures coarse particles from old pipeworks and the **additional high-performance filter mesh** retains even the fine particles (fine particles $\geq 30 \mu\text{m}$) from tap water.

Powerful Ion-exchange pearls

- for softer water, to protect your appliances*
- for the reduction of metals such as lead and copper

Natural MicroCarbon from coconut shells

- reduces odour and taste-impairing substances such as chlorine
 - provides great-tasting, freshly filtered water
- The maximum lifespan of a MAXTRA PRO water filter is 150 litres or 4 weeks.

Optimum filter performance 🚰

Please only filter cold tap water. Please only use BRITA water filters with tap water from municipal water treatment plants – only this meets the legal requirements for drinking water quality. Important: store filtered water in a cool place and use within 24 hours. The official recommendation for boiling tap water is equally applicable to BRITA filtered water. Remember, the guideline is to filter first and then boil! If this advice no longer applies, please clean the jug thoroughly and insert a new water filter. For certain demographic groups such as infants and individuals with compromised immune systems, the general suggestion is to boil tap water.

Highest quality & hygiene

Over 55 years of water filter experience stands for:

- ✓ Innovation
- ✓ the highest quality

In order to meet our high quality standards, there are strict internal and external quality controls in place.

Every MAXTRA PRO water filter undergoes treatment with hot steam for hygiene purposes during manufacture and is then packed in a protective foil. (Note: The water filter may be damp due to condensation following the steam treatment). The filter material of the MAXTRA PRO water filter undergoes a special treatment with silver for hygiene reasons. A small quantity of silver may be released into the water. This is in line with the recommendations of the World Health Organization (WHO). BRITA recommends replacing the water filter every 4 weeks or after filtering 150 litres. Please follow the recommended cleaning procedures and advice on preparing the filter (chapters 1–7). The jug should be cleaned regularly.

Note:

If the jug is not being used for a while, remove the water filter, empty the jug and replace the water filter loosely in the empty funnel. Please refer to Chapter 7: “Changing the MAXTRA PRO water filter”.

Operation – very easy

1 Clean before the first use and every time you change the water filter

The jug should be cleaned before the first use and when you change the water filter – the funnel and jug are dishwasher safe (max. 50 °C) or can be cleaned by hand! Glass Jug: In general, the Glass Jug sealing rings are dishwasher proof, but we still recommend washing them by hand. Otherwise, a slight discolouration may occur. Dry it thoroughly before re-attaching it to the funnel.

Lid with BRITA Smart Light **A1** + **A2**

Please remove the BRITA Smart Light before cleaning the lid (turn counterclockwise). The BRITA Smart Light must not be washed in the dishwasher! Remove the BRITA Smart Light by hand and clean it with a soft, damp cloth.

2 Preparing the MAXTRA PRO water filter **B**

Fill the clean jug with cold water. Immerse the water filter and shake slightly to remove any excess air. Remove the water filter and pour away the water in the jug. Done!

3 Inserting the MAXTRA PRO water filter **C**

Insert the funnel into the jug and place the water filter firmly in

the funnel. Please push the water filter further downwards if the water does not flow through. BRITA can only guarantee optimum filtration if BRITA MAXTRA PRO water filters are used.

4 Filling the BRITA water filter jug **D** **E**

The water in the funnel is filtered automatically and flows into the jug. How the jug is filled will depend on the model or the type of lid.

5 Activating the MAXTRA PRO water filter **F**

For optimal taste and performance please allow two full funnels of tap water to pass through the filter before drinking. To join BRITA in considering the environment, you can use this filtered water to water your plants, for example.

6 Setting the water filter exchange indicator

How handy! The BRITA water filter jug will tell you when you need a new water filter. There are different exchange indicators for this in the lid:

BRITA Smart Light **G** **H**

Its intelligent sensor not only measures the time since the water filter was last replaced but also records the volume of filtered water. Before using the jug for the first time (and after every time you change the water filter), press the BRITA Smart Light reset button for approx. 5–10 seconds until the LED indicator flashes green three times.

The jug is now ready to use.

The flashing light indicates when you should replace the filter:

Green: The water filter is filtering optimally.
Yellow: It will soon be time to change the water filter. Think about purchasing a new one!
Red: Please change the water filter!

You can check your filter status at any time by pressing briefly on the BRITA Smart Light.

7 Changing the MAXTRA PRO water filter **I**

Simply remove the water filter and follow steps 1 to 6 of the instructions.

Important information

Avoid exposing the BRITA water filter jug and the MAXTRA PRO water filter to direct sunlight, and ensure they are kept at a distance from heat sources such as kettles or conventional ovens.



It is better to store them in a dark, cool and dry place (and keep new water filters in their original packaging). Store the BRITA Smart Light out of the reach of children (risk of swallowing)!

Sensitive to potassium?

Filtering initially causes a slight elevation in the potassium content of the water. This is harmless (e.g. 1 L of BRITA filtered water contains less potassium than an apple). Please consult your doctor before using a BRITA water filter if you suffer from kidney disease or have to follow a special low-potassium diet.

Natural traces

The BRITA activated carbon beads are of natural origin so natural variations may occur. A low volume of small carbon particles can get into the filtered water, which you may see as black particles. These particles are not harmful to your health because they pass naturally through the body unchanged if swallowed. If you discover carbon particles in your filtered water, BRITA recommends rinsing the water filter until there are no more particles visible.

Disposal and spare parts

The BRITA Smart Light use button batteries (lifespan of approx. 5 years). The exchange indicator should be removed at the end of its lifespan and disposed of properly in accordance with the statutory regulations.



BRITA Smart Light

Rotate counter-clockwise and remove from the lid.

BRITA water filter jug and water filter

Dispose of these in accordance with the local regulations.

Sustainability is important to us

We will be happy to supply you with spare parts to extend the lifecycle of our products. Please contact your BRITA customer services or your local distributor if you have any questions about spare parts.

Exclusion of liability

We ask for your understanding that BRITA does not accept any liability if the information in the usage instructions is not followed.

Do you have any further questions?

Then visit us on brita.net

* MAXTRA PRO Pure Performance water filter is tested