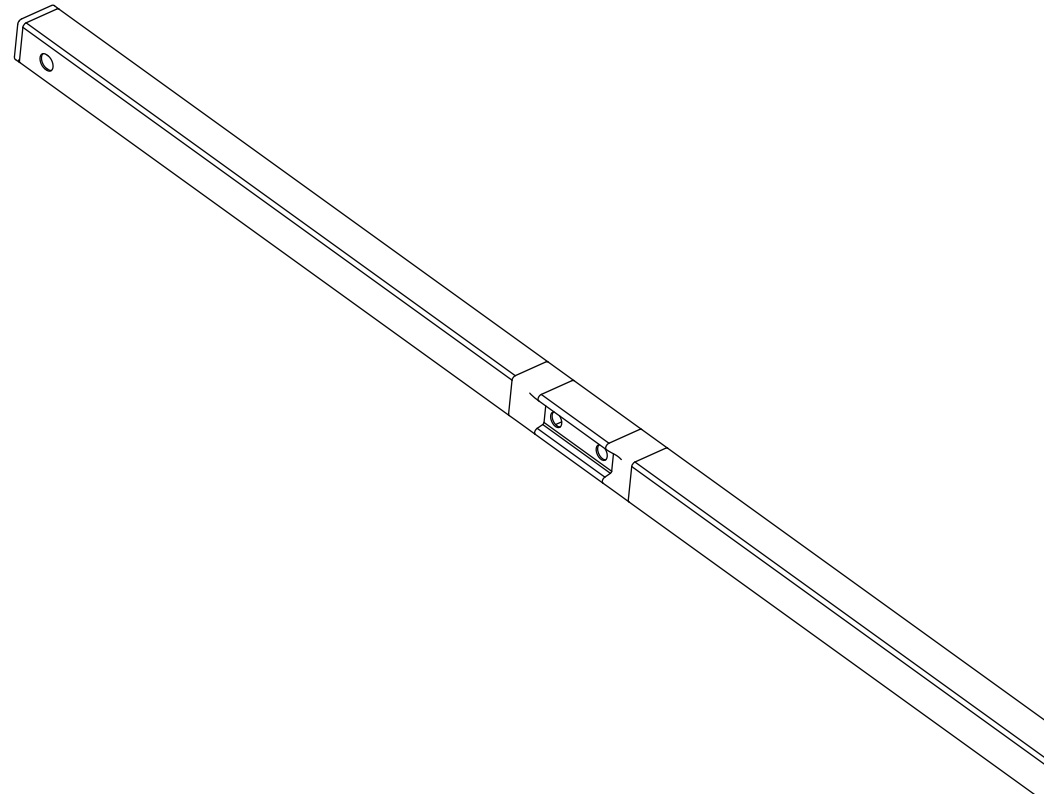




Retracting 4 & 6 Line Clothesline Mount Bar

Owner's Manual
80101588 & 80101595



Contacts

We are committed to providing you with complete customer satisfaction. If you have any questions or comments about our products or services please contact your nearest Customer Service Centre during their local business hours:

Australia

1300 300 564

New Zealand

0800 021 027

Email

hhl.enquiries@amesau.com

Hills Websites

Hills Home Living

hillshome.com.au

Hills Consumer Advice

hillshome.com.au/need-help



AMES Australasia Pty Ltd.

ABN 89 169 427 061

Issue August 2019

Hills Lifetime Warranty

AMES Australasia Pty Ltd warrants that this Hills product will be free from defects in manufacturing for the lifetime of the original purchaser of the product. This warranty does not extend to the surface finish of the product from weathering. If a defect covered by this warranty becomes evident during that period, AMES Australasia Pty Ltd will, at its option, replace the product, supply replacement parts for the product or refund the product. The cost or labour required to install any replacement part or product supplied under a valid warranty claim is not covered.

In the event of a defect covered by this warranty, you should contact the Hills Customer Service Centre using the details below. You will require proof of purchase. Any expenses incurred in making a claim under this warranty are not covered by the warranty.

This warranty does not apply to any defect or damage caused by accident, improper use, abuse, neglect, or unauthorised alteration or repair. This warranty does not apply where the product was not installed in accordance with the product installation instructions. This warranty does not apply to any costs incurred in the installation of the product

For products purchased in Australia

Our goods come with guarantees that cannot be excluded under the Australian Consumer Law. You are entitled to a replacement or refund for a major failure and compensation for any other reasonably foreseeable loss or damage. You are also entitled to have the goods repaired or replaced if the goods fail to be of acceptable quality and the failure does not amount to a major failure.

For products purchased in New Zealand

Our goods come with guarantees that cannot be excluded under the Consumer Guarantees Act. AMES Australasia Pty Ltd will comply with our obligations to you under the Consumer Guarantees Act.

4

AMES Australasia Pty Ltd.
ABN 89 169 427 061
Level 1, 660 Doncaster Road,
Doncaster, VIC 3108 Australia

Introduction

Congratulations!

Congratulations on the purchase of your new **Hills Retracting Clothesline Mount Bar!** It is important that you read these instructions thoroughly before installation and use to benefit from all the design features and enjoy safe use of the product.

This product is intended for use in conjunction with Hills Retracting Clotheslines and Post Kit. All fasteners required for assembling the Hills Retracting Clothesline to the Mount Bar are included, as on the following page.

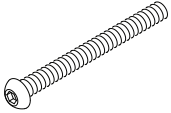
Thank you for choosing Hills!

1

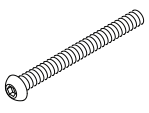
Carton contents

Hills Retracting Clothesline Mount Bar.

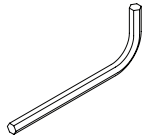
x2 Socket head bolts
M8x80



x2 Socket head bolts
M8x45



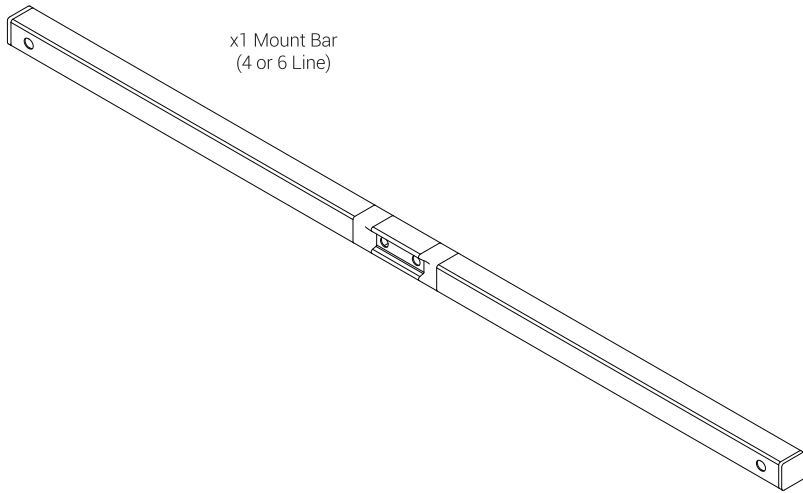
X1 Hex key



X4 Nyloc nuts
M8



X6 Washers
M8



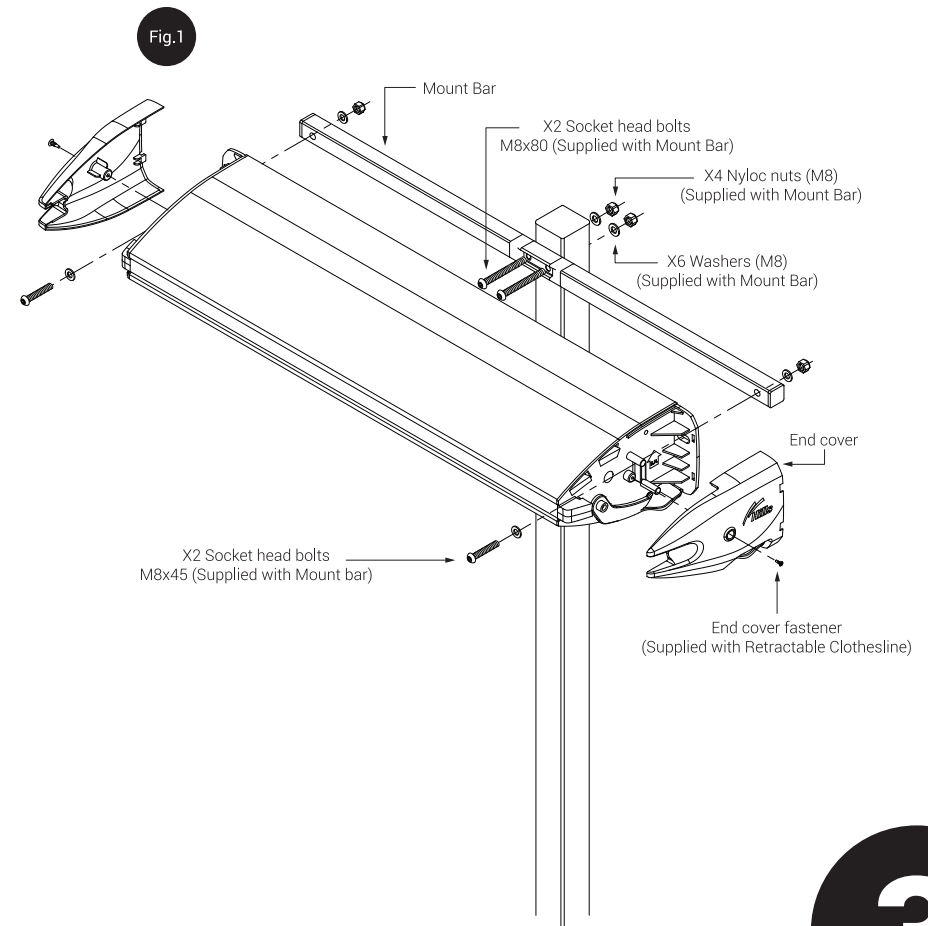
x1 Mount Bar
(4 or 6 Line)

***Note:** Before beginning installation, please thoroughly read the Retracting Clothesline Manual to determine a suitable location and installation height requirements.

2

Installation Instructions

- 1.1 Attach the Mount Bar to the Post Kit with the provided M8x80 socket head bolts, washers and nuts. The head of the bolts should be located flush within the recess.
- 1.2 Attach the Cabinet to the Mount Bar using the M8 x 45 socket head bolts, washers and nuts. Ensure the washers are fitted between the head of the bolt and the mount slot in the Cabinet. (Figure 1)



3