




Complete door solutions



BUNNINGS
TRADE

Helping business is our trade.

Bunnings supplies a wide range of doors and accessories for all types of projects.

We offer an array of solutions covering residential and commercial requirements.

We can supply a variety of styles, core types, and custom products in project volumes, to suit your needs.

Talk to us about how we can assist you to deliver a premium quality finish, and help you value manage a project, no matter the type or scale of job you're working on.

It's all about convenience and saving time, place an order and we'll have the materials ready for collection from a Bunnings store or delivered directly to your site or business.



CONTENTS

INTERNAL DOORS

DOOR JAMBS

CAVITY SLIDERS

ARCHITRAVES AND MOULDINGS

EXTERNAL DOORS

EXTERNAL DOOR FRAMES

DOOR FURNITURE AND LOCKS





INTERNAL DOORS | FEATURE DOORS

Hume Doors & Timber

Hume Doors & Timber's extensive range of high-quality internal doors features elegant designs based on traditional, modern and contemporary styles, and inspired by modern European trends. Their use of vertical and horizontal patterns, textures, select timbers and range of glass options mean you're sure to find the right match for your project.

From cosy hide-away bedrooms to rustic home office doors and unique wardrobe solutions, Hume Doors & Timber's Frontier Sliding System is the perfect room divider. Use their Balance Sliding Door System to create zone to zone living and flexible use of space – providing better control of heating and cooling, reducing noise, creating privacy.

Pre-hung door systems, pre-factory fitted with radius corner loose pin butt hinges, screwed to the door and the jamb, and the face hole/latch hole drilled as necessary, can save you time and money and are used by some of Australia's leading builders.

- ✓ Wide range of styles and options
- ✓ Pre-hung available
- ✓ 5-year warranty

Hume Doors & Timber
Internal Doors



[Home](#)



INTERNAL DOORS | FEATURE DOORS

Corinthian Doors

In Corinthian Doors' extensive range, you will find door designs to suit every decorating theme and almost every architectural period, and to meet every budget requirement from low-cost doors to products for the luxury market.

No matter the diversity of the styles of your projects, the Corinthian Doors range has something to meet your requirements. In their collections are designs inspired by Art Deco, shaker-style, traditional architecture, modernism and minimalism and the natural beauty of the timber itself. Their Barn Door collection provides an ideal transition piece between rooms.

In creating outstanding products with the beauty of natural timbers, Corinthian Doors is very mindful to ensure that environmental concerns are being met. As such, they only source timber from countries that practice responsible forest management. The entire Corinthian Doors range is available to order via Bunnings Trade, with many styles also available as wardrobe or bi-fold doors.

- ✓ Wide range of styles and options
- ✓ Pre-hung available
- ✓ 5-year warranty

Corinthian Doors
Interior



 **CORINTHIAN
DOORS**

 Home



Hume Doors & Timber HMC11 Bifold



Corinthian Doors Quickslide Wardrobe System

INTERNAL DOORS

Hume Doors & Timber and Corinthian Doors

Standard Internal Doors

Bunnings Trade can supply internal flush doors to suit all your project needs. Ready for painting or as timber veneer ready for staining, standard internal doors are suited to both contemporary and traditional style properties. There is a wide range of core types to suit all applications. The standard internal range is also available pre-hung, hinged only and hinged and latched for your convenience.

Wardrobe Doors

Combine the space saving benefits of sliding wardrobe doors with the extensive range of internal doors from Hume Doors & Timber and Corinthian Doors to find the styling option that best suits the home or business.

All Hume Doors & Timber and Corinthian Doors internal doors available from Bunnings are also available as wardrobe doors, thanks to Hume Doors & Timber's Smartrobe System and Corinthian Doors' Quickslide wardrobe solution. Both solutions allow for two, three or four door combinations and have the option of white or chrome/silver tracks

Bi-Fold Doors

Utilise the space normally taken up by a hinged door and increase the room size by featuring an interior bi-fold or multi-fold system. Space-saving, smooth, quiet and available in a wide range of styles and sizes from Hume Doors & Timber and Corinthian Doors, folding door systems are also an excellent way to divide a space and turn one room into two.

Corinthian Doors
Wardrobe Doors



Hume Doors & Timber
Wardrobe Doors



CORINTHIAN DOORS

[Home](#)

Woodhouse Ascot

Hume Doors & Timber Meranti Internal Jamb

DOOR JAMBS & FRAMES

Hume Doors & Timber, Corinthian Doors and Woodhouse

To accompany our broad range of doors, Bunnings offers a full range of door jambs.

Our MDF, finger-jointed pine and hardwood door jambs are manufactured by premium brands such as Hume Doors & Timber, Corinthian Doors and Woodhouse, to deliver you the best quality.

Working with manufacturers committed to sustainable and renewable operations that align to Bunnings' Responsible Timber Sourcing Policy, we can supply FSC approved Tasmanian Oak hardwood door jambs.

We also supply metal frames in standard ranges and for commercial projects, we supply a complete range of custom-made steel door frames from Hume, suitable for all applications.

Whether you need a traditional or modern look, we have the door jamb for your project.

Hume Doors & Timber



Corinthian Doors




Woodhouse



Hume Doors & Timber Steel Door Frame



[Home](#)



CONCEALED DOOR JAMBS

Studco | EzyJamb®

EzyJamb® flush finish door jamb systems create seamless clean lines and eliminate the need for architraves around the door frame. They suit both residential and commercial applications.

Manufactured from BlueScope steel, EzyJamb has a specially coated ready-to-paint surface. To achieve a stylish, modern look and meet the needs of your project, it is available in three distinct profiles:

- Classic Adjust (EJC) - a split-type jamb adjustable to allow for various wall thicknesses, ensuring a smooth finish along the wall face;
- Single Rebate (SRC) - this one-piece jamb brings a smooth transition from one side of the door jamb, resulting in a trimless door for minimalistic sophistication; and
- Inswing Door (ISD) - ideal for creating flush doors along a wall face, but allows them to open inwardly, including hallways and corridors.

✓ NCC and Australian Standards compliant

✓ Door Width - 420mm-1020mm

✓ Door Height - 2040mm or 2340mm

✓ Custom Sizes Available

EzyJamb



EzyJamb

STUDCO
BUILDING SYSTEMS


[Home](#)



Hume Doors & Timber Evolution Cavity



Corinthian Doors Platinum Cavity



Hume Doors & Timber Evolution Premium Cavity

CAVITY SLIDERS

Hume Doors & Timber and Corinthian Doors

Hume Doors & Timber

Cavity door units provide the opportunity to better utilise the space normally taken up by a hinged door. Hume Doors & Timber range of cavity sliders include timber and galvanised steel options and can accommodate doors weighing up to 70kg. Their Evolution Touch Release System holds the door flush in the cavity with a simple one-touch to release the door and is a perfect addition for cavity units. The Evolution Soft Close System technology allows for the most effortless operation of any cavity sliding door.

The Evolution Premium Floor To Ceiling Cavity Unit is the perfect balance between open and closed plan living, giving the flow and natural light of open plan living while still enjoying all the benefits of a closed room.

- ✓ Maximum door mass up to 70kg
- ✓ Soft closing technology

Hume Doors & Timber



Corinthian Doors



Corinthian Doors

Corinthian Doors offer a broad range of cavity units to meet your needs. Their steel cavity units (Platinum) and timber (Slimline) provide options that are compatible with their extensive range of internal doors and can meet the needs of your next project, whether residential or commercial. The Platinum Cavity Units are stronger and available in a wide selection of heights and width applications including floor to ceiling and tiled wet areas. The Platinum 4000 Cavity Unit is also available with an optional Soft Closer Kit to put an end to slamming sliding doors.

For standard, residential applications, Corinthian Doors' Slimline 3000 system can accommodate a standard range of sliding doors. Their Platinum products can carry wider and heavier doors and are suitable for homes and commercial applications.

- ✓ Platinum system max door mass 125kg or 2 x 85kg
- ✓ Press-release option available



[Home](#)



Studco Full Height Slide Set



BC Twin Slide



Studco Slide Set

CAVITY SLIDERS Studco and BC Doors

Studco

Create fluidity between rooms with flush finish cavity slider systems from Studco that provide the ability to completely conceal a sliding door and offer absolute privacy when closed. The SlideSet system is a full cavity slider composed of a durable steel frame that utilises CavKit trims for a flush finish. SlideSet gives the ability to completely conceal the door and give the impression that the door does not exist, when open. The full height system is designed to allow the underside of the track to be flush with the ceiling, providing a smooth continuous flow from room to room.

CavKit is the trim kit to transform a cavity slider into a trim-free opening. This solution offers a variety of options for the closing jamb dependent on privacy needs.

- ✓ Available in both standard and custom sizing
- ✓ Specially coated ready-to-paint surface

Studco
SlideSet



BC Doors



BC Doors

BC Doors premium quality architectural Cavity Sliding Door Systems offer a wide range that caters to both standard and custom sizes. Their expertise lies in providing solutions that are not only aesthetically pleasing but also functional, durable, and affordable. Top-selling units include the Ladenko CLASSIC Zero Clearance and the Alpro 60 ZC. The Ladenko CLASSIC zero clearance sliding cavity door is custom-made from premium KD hardwood and can handle doors up to 3500mm high and 3000mm wide, weighing up to 300kg.

The Ladenko Alpro ZC 60 is a contemporary architectural cavity door system with a zero-clearance finish and unique track and fittings, offered in standard sizes and equipped with robust hardware capable of handling doors up to 60kgs.

- ✓ Available in both single or double sliding door design
- ✓ 10-year warranty



Home



ARCHITRAVES AND MOULDINGS

Hume Doors & Timber

Hume Doors & Timber have been producing high-quality timber and MDF mouldings for residential and commercial developments for decades. Their Pinetrim Plus primed mouldings are manufactured from sustainable plantation grown pine and finger-jointed for increased stability. The PinetrimXT - H3 L.O.S.P primed treated pine range is produced for long term biological protection against borers, termites, rot and weathering.

Their Silktrim mouldings are manufactured from HMR MDF for stable engineered construction to allow for a straightforward and rapid installation, while providing the perfect primer for an excellent paint finish.

- ✓ Pinetrim Plus is manufactured using sustainable plantation pine
- ✓ Available in a broad range of profiles

Hume Doors
& Timber



[Home](#)



ARCHITRAVES AND MOULDINGS

Woodhouse

Woodhouse EdgeLine® Mouldings have been manufactured for use as a premium internal fix-out solution. A popular and preferred choice by the trade in domestic and commercial construction, the finger-jointed process ensures all naturally occurring defects are removed, resulting in a smooth paint finish.

Multi-coated with an acrylic white primer, the Woodhouse EdgeLine® range saves time and cost during installation and final finishing. Woodhouse are committed to using sustainable practices and the range is manufactured from plantation Radiata pine that has been sourced from renewable resources.

- ✓ Manufactured using sustainable plantation Radiata pine
- ✓ Finger-jointed and kiln-dried
- ✓ Use for a range of internal moulding fit-out applications
- ✓ Available in a broad range of profiles

Woodhouse



WOODHOUSE
EDGE LINE

Home



EXTERNAL DOORS | ENTRANCE DOORS

Hume Doors & Timber

The Hume Doors & Timber entrance range has been inspired by design trends, innovations and advancements within the building sector and manufactured from choice timbers with a variety of glass options.

With a range that can match any architectural frontage and add a unique style to any property – be it Scandi, Industrial, Classic, Modern or Hamptons style – Hume Doors & Timber entrance doors include a product to suit the requirements of your project.

The Pivot Door System is perfect for larger doors and features a concealed hydraulic self-closing mechanism and factory assembled frame. The frame incorporates a heavy-duty pivot with quality fittings that allow the door to be adjusted during installation. This system can be used with any oversized Hume Doors & Timber entrance door.

- ✓ BAL rated options available
- ✓ 5-year warranty

Hume Doors & Timber
Entrance Doors



Home



EXTERNAL DOORS | ENTRANCE DOORS

Corinthian Doors

Corinthian Doors' collection of entrance doors has been designed to complement their range of internal feature doors, to give continuity of style throughout a whole property.

- The architecturally-designed Elements collection is crafted to make an unforgettable first impression. Each unique entrance door is made from sustainable timber and finished with a textured oak veneer that can be stained with a diverse spectrum of colours.
- Blonde Oak entrance doors are perfect for creating a clean, contemporary feel.
- Constructed from select hardwoods to suit Australia's heat and humidity, the Infinity range is highly durable. The Infinity's stile and rail design, rich timber grain and solid panels make it as beautiful as it is practical.
- The Classic range provides an authentic period style and features deep carvings with traditional mouldings.

Doors with glass are made of solid construction while non-glass doors feature Coritech core. Available in External Primed Skin ready for painting or in select grade veneer for staining.

- ✓ 5-year warranty
- ✓ BAL rated options available

Corinthian Doors
Entrance



 **CORINTHIAN
DOORS**

 [Home](#)



EXTERNAL DOORS | SECURITY AND SCREEN DOORS

Pillar

Pillar's premium steel screen doors are a simple, modern and affordable barrier door for any home or business. The dense steel mesh keeps the critters out while still allowing the features of an entrance door to shine through.

Available in two different styles, classic or contemporary. Featuring a sturdy steel frame construction, steel mesh and a powder-coated finish to popular Colorbond® colours. These screen doors also have a specially treated protective finish, increasing resistance to rust and all-weather conditions.

Contemporary style is available in Colorbond® Monument® and Colorbond® Surfmist®. Classic style is available in Colorbond® Night Sky®.

- ✓ Left or right hand hinging
- ✓ Available as 2032 x 813mm or 2024 x 806mm
- ✓ Colour-matched lock with three keys supplied
- ✓ Strong steel construction
- ✓ 5-year warranty

Pillar Security
& Screen Doors



PILLAR

Home



EXTERNAL DOORS | SECURITY AND SCREEN DOORS

Protector Aluminium

Protector Aluminium Security and Screen Doors are manufactured from powder-coated lightweight premium aluminium with a choice of infills; Aluminium Diamond Grille with Fibreglass Fly Mesh; Perforated Aluminium; and Stainless Steel Woven Mesh. They are available in standard metric and imperial sizes and have an adjustable option that can be modified to fit most door openings. Doors can be hung left or right by simply flipping the door over.

They come in a range of levels: Economy, Screen, Security, which includes their superior 3-point locking system, plus Protector Aluminium offers an extensive custom style, size, shape and colour range of screen doors, to suit the specific requirements of your project.

- ✓ Made in Australia
- ✓ Custom colour palette available
- ✓ 3 hinges for strength
- ✓ 10-year warranty for Security and Screen ranges
- ✓ 3-year warranty for Economy range
- ✓ Security range doors have a triple lock, conforming to AS5039

Protector Aluminium
Security & Screen Doors



[Home](#)



EXTERNAL DOORS | EXTERNAL FLUSH AND BUSHFIRE RESISTANT DOORS

Hume Doors & Timber and Corinthian Doors

External Flush Doors

As with our internal range, Bunnings Trade can supply external flush doors to suit all your project needs. Available pre-primed ready for painting or as timber veneer ready for staining, flush doors are suited to both contemporary and traditional style buildings. We can supply Honeycomb core construction and Solid core for both internal and external purposes. Our external flush door range is also available pre-hung, hinged only and hinged and latched for your convenience.

Bushfire Resistant and Fire Rated Doors

If your project requires bushfire resistant or BAL rated doors, we have a solution to meet your needs. Both Corinthian Doors and Hume Doors & Timber offer a wide range of doors and frames that are manufactured to meet the Australian Standards for Bushfire Attack Levels, up to BAL40.

All are designed with safety in mind, without compromising on style, some including glass options. Order doors and frames together to ensure compliance with BAL. We can also supply commercial fire doors – talk to us about your specific requirements.

Hume Doors
& Timber



Corinthian
Doors



**CORINTHIAN
DOORS**

[Home](#)



Hume Doors & Timber Pre-hung



Hume Doors & Timber Steel Frame



EXTERNAL DOOR FRAMES | STEEL

Hume Doors & Timber

Hume Doors & Timber manufactures a complete range of steel door frames to suit every application for the residential and commercial markets. Any type of steel door frame can be designed and produced, no matter how unusual.

Frames come with a zinc finish ready for priming or painting and striker plate factory fitted to the frame. Two temporary spreader bars are installed to maintain a square and rigid frame during installation and transportation. Three hinges are included and screw-fixed to the frame for easy door removal.

With a complete range to suit every application, steel door frames from Hume Doors & Timber can be ordered from Bunnings Trade when placing your doors order.

- ✓ 1-year guarantee
- ✓ Throat size varies, return 12mm
- ✓ Door stop width varies, height 15mm or 25mm
- ✓ Architrave 38mm
- ✓ Rebate size 41mm or 51mm

Hume Doors
& Timber



Home



Lemaar Door Handles



Zanda Door Handle



Studco Noha Handle



Gainsborough Avant

DOOR FURNITURE AND LOCKS | INTERNAL LEVERS AND KNOB SETS

Whatever the preference of your clients for their door furniture, we can help you meet them. Our range of internal lever and knob sets, sourced from leading manufacturers, enables you to work with the latest home styling trends. We even have 'invisible' handles that integrate the handle and a magnetic lock in one, enabling doors to be opened and shut whilst completely concealing the handle and providing the same finish as the door and walls.

Suitable for all interior design styles, our ranges come in a variety of colour options, such as matte black, brushed or polished brass, antique bronze, white, plus popular traditional door handle colours such as stainless steel and chrome. We have passage, dummy and privacy options to provide for all rooms in the property, with matching options to provide the same design and finish throughout a project. DDA approved options are also available in our ranges.

- ✓ Leading manufacturers
- ✓ DDA approved options
- ✓ Latest styles and colours
- ✓ Commercial and residential ranges

LEMAAR

Gainsborough™

delf
ARCHITECTURAL

LOCKWOOD

ASSA ABLOY

STUDCO
BUILDING SYSTEMS

ZANDA
ARCHITECTURAL HARDWARE

Lemaar



Gainsborough



Delf



Lockwood



Studco NoHa



Zanda



Home



Lemaar Orba Front Door Deadbolt



Gainsborough Trilock



Assa Abloy

DOOR FURNITURE AND LOCKS | DOOR HARDWARE SPECIFICATION

Bunnings partners with some of the leading service providers and suppliers to provide a keying and scheduling service for whole of house or whole of project, from front to back and including common areas.

Our suppliers can help you navigate the complexities of compiling door hardware documentation and supply a complete solution service that includes door hardware take-offs with a detailed bill of quantities supplied, door hardware schedules and product specifications. Keying systems can be supplied as master key, project key and owner key.

Orders will be delivered with door-by-door packaging and labelling, making installation quick, easy and convenient.

- ✓ Competitively priced
- ✓ Marine grade and fire rated door hardware options
- ✓ Orders delivered to site, in job lots, when you need it
- ✓ Products meet Australian building, fire and accessibility codes

Lemaar



Gainsborough



Assa Abloy



LEMAAR

Gainsborough™

LOCKWOOD
ASSA ABLOY

Home



Lockly



Orion



Eufy

DOOR FURNITURE AND LOCKS | SMART DOOR LOCKS

Smart door locks provide ease of entry, convenience and enhanced security and are a great option for commercial properties as well as residential.

Bunnings' stylish range of digital door locks is sourced from leading innovators and manufacturers in this space and is competitively priced. We have options that include fingerprint entry, voice control, keypad entry, remote unlocking via Bluetooth or wifi, control via a mobile phone, video integration – whatever it is that you need to complete your project.

Many of our smart door locks also have matching internal door hardware, to create a seamless sense of style from front to back door.

- ✔ Sourced from leading innovators
- ✔ Security and convenience
- ✔ Wide range of options

Lemaar



Lockly



Yale



Eufy



[Home](#)



Studco RocYork



Lockwood

Assa Abloy FLUID Mortice Lock

DOOR FURNITURE AND LOCKS | ACCESSORIES

Our extensive range of door hardware and accessories has everything you need to put the finishing touches on the doors of your project. We source door accessories from a range of suppliers that excel in high quality materials, craftsmanship and innovative design to deliver solutions to meet all specifications and style requirements, so you can get everything you need from Bunnings Trade:

- Door Closers
- Door Stops
- Door Seals
- Hinges
 - Concealed Hinges
 - Hirline Hinges
 - Lift-Off Hinges
 - Mortise Hinges
- Kickplates
- Entrance Locks
- Mortice Locks
- Deadlocks
- Deadbolts
- Door Security Accessories

Studco RocYork



Lockly



Lockwood



Gainsborough



Lemaar



Lane



ASSA ABLOY



[Home](#)



RESPONSIBLE SOURCING, SUSTAINABILITY AND COMMUNITY

Responsible sourcing

At Bunnings, we're committed to ensuring the products we sell, come from legal and sustainable operations, with good working conditions and fair treatment of people. As such, we continue to pursue sustainability by striving to make them socially responsible, environmentally aware and economically viable.

Sustainability

We are also committed to helping customers live more sustainably, and we are proud of the role we play in supporting local communities to make a positive difference. We recognise that our business plays an important role in reducing carbon emissions and addressing climate change. Bunnings is committed to sourcing 100 per cent renewable electricity by 2025 to help achieve our target of net zero Scope 1 and 2 emissions by 2030.

We have a comprehensive roadmap in place to reduce our energy consumption and to transition towards using more renewable energy sources.

In our Community

Bunnings is committed to participating in the communities in which we operate by contributing to local, regional and national causes, charities

and organisations throughout Australia and New Zealand. We provide ongoing assistance to a wide range of local community groups including schools, sporting clubs and service clubs as well as Fight MND, Sunsmart and Worldskills.

[For full details on our responsible sourcing, sustainability or community commitments click here](#)



Women in Apprenticeships Award

Bunnings Trade is committed to providing meaningful support to help achieve better gender equality and foster a more inclusive and diverse construction industry. Which is why, in 2023, Bunnings Trade, in partnership with NAWIC, celebrated the launch of a new \$100,000 initiative aimed at supporting women in the early stages of their trade careers. The Award recognised and rewarded 10 women in an apprenticeship, with a professional and financial support pack worth over \$10,000.

[Home](#)


Not all products are available in all locations. Speak to your Bunnings Trade Account Manager.

Full product specifications available from manufacturers websites – check for all conformity and compliance.

Any warranties are subject to terms and conditions specific to the manufacturer or supplier. Please see their websites for details.

Custom orders – price on application. Lead times may apply.

Specs and information throughout this booklet are provided by our supply partners and are accurate at time of publication, January 2024.



Hume Doors & Timber Smart Robe

Contact us for all your business needs

trade.bunnings.com.au

134 872

Service Contact Information

Frame and Truss

frameandtruss@bunnings.com.au

1800 202 222

Supply and Install

Supply&Install@bunnings.com.au

1800 909 819

Building Solutions Studio

Brisbane:

0408 983 660

bsschwh@bunnings.com.au

Sydney:

0438 189 931

bssch@bunnings.com.au

Melbourne:

0447 099 908

bsspm@bunnings.com.au

Builders Service Team

1800 909 819