

# Modular Wardrobe Solutions



SPECIAL  
ORDERS



Available at  
**BUNNINGS**  
warehouse

Take This Brochure to the Special Orders Desk or order online at [bunnings.com.au](http://bunnings.com.au)




# Modular Wardrobe Solutions

The ultimate in flexibility, allowing for seemingly endless configurations to solve your storage dilemmas. With several width and design options across 4 different heights, you can follow your inspiration – mix and match products to create a custom look and be the envy of your friends and family. Finally, for that extra feeling of luxury, add some colour – our stylish Beach and Storm colours will certainly add that “WOW” factor to any wardrobe.

## Colours

Choice of 4 colours to suit your home's style.

Visit [multistore.com.au](http://multistore.com.au) and view our style blogs for inspiration.



**16mm Hard Wearing Melamine**

**10 Year Warranty**

**Brushed Metal Handles**

**Metal Safety Bracket and Hardware Kits**

**Easy DIY Assembly**

**Scratch & Stain Resistant**

## Ordering

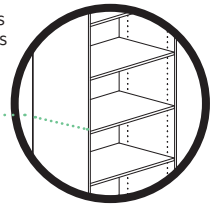
Ordering is easy, once you have selected your sizes and colours visit Special Orders counter to complete.

If you are unsure how to measure visit our website for tips [multistore.com.au](http://multistore.com.au)

Disclaimer: Colours displayed are a guide only and have been matched as closely as possible to actual product. For accurate colour selection refer to colour samples available on request at Special Orders Desk.

# Modular Wardrobe Solutions

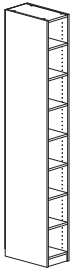
**Note:** All cabinets have single gables unless marked \* denotes 2 piece gable



## Executive Range – 2000mm High

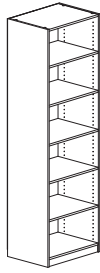
Designed to help you create the ultimate Walk In Wardrobe. With more choice than any other range, we are sure you will be able to fulfil your dreams and create the ultimate storage solution for your home.

DIMENSIONS ARE FOR WARDROBE SHELL ONLY, DRAWERS AND HANDLES ADD AN ADDITIONAL 35MM TO FINISHED DEPTH



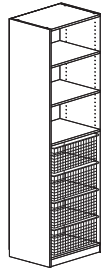
**EXC-ST**  
2000H x 250W x 450D  
1 Shoe Tower

**W** 2669930\*  
**B** 0168959  
**S** 0169010  
**M** 0259451



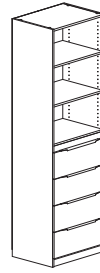
**EXC-SHELF**  
2000H x 608W x 450D  
4 Adjustable Shelves  
1 Fixed Shelf

**W** 0027260\*  
**B** 0168960  
**S** 0169011  
**M** 0259453



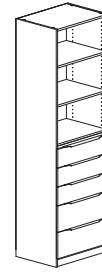
**EXC-4B**  
2000H x 608W x 450D  
2 Adjustable Shelves  
4 Wire Baskets

**W** 0027263  
**B** 0168961  
**S** 0169012  
**M** 0259454



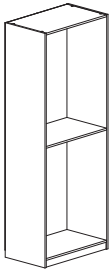
**EXC-4J**  
2000H x 608W x 450D  
2 Adjustable Shelves  
4 Jumbo Drawers

**W** 0027261\*  
**B** 0168962  
**S** 0169013  
**M** 0259455



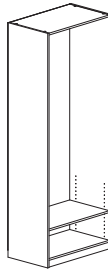
**EXC-5C**  
2000H x 608W x 450D  
2 Adjustable Shelves  
3 Standard Drawers  
2 Jumbo Drawers

**W** 0027262\*  
**B** 0168964  
**S** 0169015  
**M** 0259456



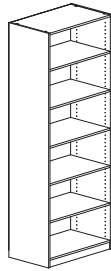
**EXC-750**  
2000H x 750W x 450D  
2 Hanging Rails

**W** 0027280\*  
**B** 0168967  
**S** 0169016  
**M** 0259457



**EXC-750HS**  
2000H x 750W x 450D  
1 Hanging Rail  
1 Fixed Shelf

**W** 2669933  
**B** 0168968  
**S** 0169017  
**M** 0259460



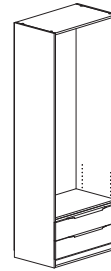
**EXC-750 Shelf**  
2000H x 750W x 450D  
4 Adjustable Shelves  
1 Fixed Shelf

**W** 2669944\*  
**B** 0168970  
**S** 0169018  
**M** 0259461



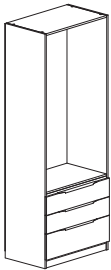
**EXC-750H1**  
2000H x 750W x 450D  
1 Hanging Rail  
1 Jumbo Drawer

**W** 2669934\*  
**B** 0168971  
**S** 0169019  
**M** 0259462



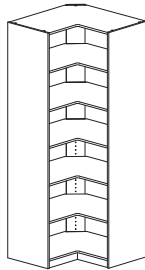
**EXC-750H2**  
2000H x 750W x 450D  
1 Hanging Rail  
1 Fixed Shelf  
2 Standard Drawers

**W** 2669935\*  
**B** 0168972  
**S** 0169020  
**M** 0259463



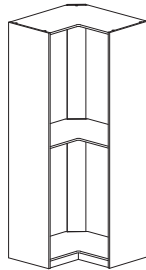
**EXC-750H3**  
2000H x 750W x 450D  
1 Hanging Rail  
1 Fixed Shelf  
2 Standard Drawers  
1 Jumbo Drawer

**W** 2669936  
**B** 0168973  
**S** 0169021  
**M** 0259465



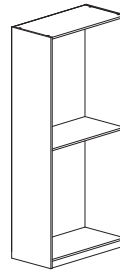
**EXC-CNR**  
2000H x 800W x 450D  
2 Adjustable Shelves  
3 Fixed Shelves

**W** 0027266\*  
**B** 0168974  
**S** 0169022  
**M** 0259466



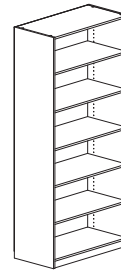
**EXC-CNR-Hanging**  
2000H x 800W x 450D  
2 Hanging Rails

**W** 2669931  
**B** 0168975  
**S** 0169023  
**M** 0259468



**EXC-900**  
2000H x 900W x 450D  
2 Hanging Rails

**W** 0175883  
**B** 0175889  
**S** 0175886  
**M** 0259469



**EXC-900 Shelf**  
2000H x 900W x 450D  
4 Adjustable Shelves  
1 Fixed Shelf

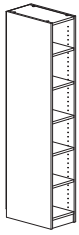
**W** 0175885  
**B** 0175890  
**S** 0175888  
**M** 0259471

# Modular Wardrobe Solutions

## Classic Range – 1495-1650mm High

Designed around solving your Built In Wardrobe storage dilemma, our classic range of wardrobes have been developed with height restrictions in mind – seamlessly slotting under most existing hat shelves in your wardrobe, practicality is key to this range.

DIMENSIONS ARE FOR WARDROBE SHELL ONLY, DRAWERS AND HANDLES ADD AN ADDITIONAL 35MM TO FINISHED DEPTH

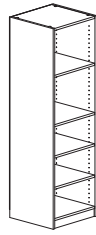


### Ultra ST

1495H x 250W x 430D

1 Shoe Tower

**W** 2669929  
**B** 0168943  
**S** 0168990  
**M** 0259432



### Ultra 715

1495H x 450W x 430D

4 Shelves

**W** 0027272  
**B** 0168944  
**S** 0168991  
**M** 0259433

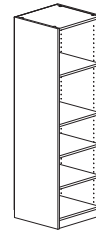


### Ultra 515

1495H x 450W x 430D

1 Adjustable Shelf  
 5 Standard Drawers

**W** 0027273  
**B** 0168945  
**S** 0168992  
**M** 0259434

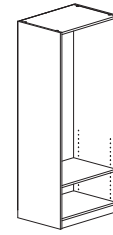


### Maxi Ultra 715

1495H x 608W x 430D

4 Shelves

**W** 0027274  
**B** 0168947  
**S** 0168993  
**M** 0259435

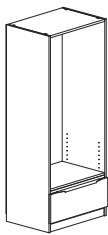


### Maxi Ultra HS

1495H x 608W x 430D

1 Hanging Rail  
 1 Fixed Shelf

**W** 2669940  
**B** 0168949  
**S** 0168994  
**M** 0259436

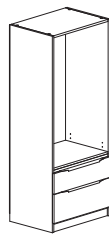


### Maxi Ultra H1

1495H x 608W x 430D

1 Hanging Rail  
 1 Jumbo Drawer

**W** 2669937  
**B** 0168950  
**S** 0168996  
**M** 0259438

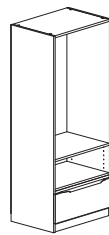


### Maxi Ultra H2

1495H x 608W x 430D

1 Hanging Rail  
 1 Standard Drawer  
 1 Jumbo Drawer

**W** 2669939  
**B** 0168952  
**S** 0168999  
**M** 0259439

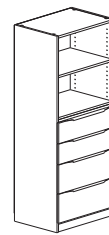


### Maxi Ultra HS2

1495H x 608W x 430D

1 Hanging Rail  
 1 Fixed Shelf  
 1 Jumbo Drawer

**W** 2669938  
**B** 0177381  
**S** 0168998  
**M** 0259441



### Maxi Ultra 315C

1495H x 608W x 430D

1 Adjustable Shelf  
 2 Standard Drawers  
 2 Jumbo Drawers

**W** 0027275  
**B** 0168953  
**S** 0169000  
**M** 0259442

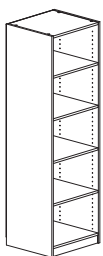


### Maxi Ultra 515

1495H x 608W x 430D

1 Adjustable Shelf  
 5 Standard Drawers

**W** 0027276  
**B** 0168954  
**S** 0169003  
**M** 0259443



### MSM 716

1650H x 500W x 450D

4 Adjustable Shelves

**W** 0027277  
**B** 0168955  
**S** 0169004  
**M** 0259444

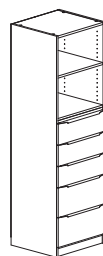


### MSM-16J3

1650H x 500W x 450D

2 Adjustable Shelves  
 3 Jumbo Drawers

**W** 0027278  
**B** 0177383  
**S** 0177382  
**M** 0259450

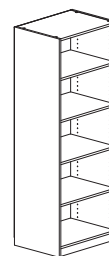


### MSM C16

1650H x 500W x 450D

1 Adjustable Shelf  
 3 Standard Drawers  
 2 Jumbo Drawers

**W** 0027279  
**B** 0168956  
**S** 0169005  
**M** 0259445

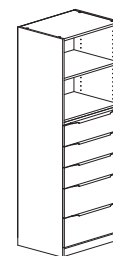


### Maxi 716

1650H x 608W x 450D

4 Adjustable Shelves

**W** 0027256  
**B** 0168957  
**S** 0169006  
**M** 0259446



### Maxi C16

1650H x 608W x 450D

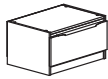
1 Adjustable Shelf  
 3 Standard Drawers  
 2 Jumbo Drawers

**W** 0027257  
**B** 0168958  
**S** 0169007  
**M** 0259448

## Compact Range – 330-1065mm High

Designed to organise the previously unused or unorganised space under your clothes, this range adds the finishing touch and seamlessly integrates with the rest of your design. A popular use for them is freestanding as a bedside table, or an additional set of drawers in the room – the stylish design and premium feel means you do not have to hide it away behind doors.

DIMENSIONS ARE FOR WARDROBE SHELL ONLY, DRAWERS AND HANDLES ADD AN ADDITIONAL 35MM TO FINISHED DEPTH

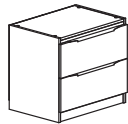


### LSD-330

330H x 608W x 430D

1 Jumbo Drawer

**W** 2669941  
**B** 0168930  
**S** 0168976  
**M** 0259417

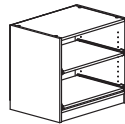


### LSD-550

550H x 608W x 430D

2 Jumbo Drawers

**W** 0027268  
**B** 0168931  
**S** 0168977  
**M** 0259418



### LSS-550

550H x 608W x 430D

2 Pull Out Shelves

**W** 2668921  
**B** 0168932  
**S** 0168978  
**M** 0259420



### MSM-400J3

780H x 500W x 450D

3 Jumbo Drawers

**W** 0027269  
**B** 0168934  
**S** 0168981  
**M** 0259421



### Maxi Ultra 450

745H x 608W x 430D

4 Standard Drawers

**W** 0027270  
**B** 0168935  
**S** 0168982  
**M** 0259423

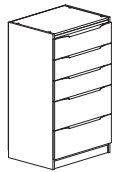


### Maxi 400J3

780H x 608W x 450D

3 Jumbo Drawers

**W** 0027259  
**B** 0168936  
**S** 0168983  
**M** 0259424

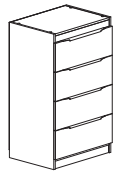


### EXB-5C

1035H x 608W x 450D

3 Standard Drawers  
 2 Jumbo Drawers

**W** 0027264  
**B** 0168937  
**S** 0168984  
**M** 0259426

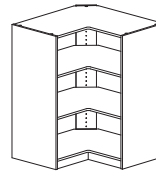


### EXB-4J

1035H x 608W x 450D

4 Jumbo Drawers

**W** 0027265  
**B** 0168938  
**S** 0168985  
**M** 0259427

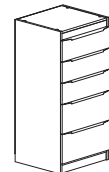


### EXC-Half

1035H x 800W x 450D

2 Shelves

**W** 2669932  
**B** 0168939  
**S** 0168986  
**M** 0259429



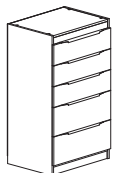
### MSM C06

1065H x 500W x 450D

3 Standard Drawers  
 2 Jumbo Drawers

**W** 0027271  
**B** 0168940  
**S** 0168987  
**M** 0259430

## Additional Accessories

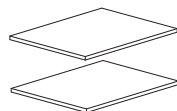


### Maxi C06

1065H x 608W x 450D

3 Standard Drawers  
 2 Jumbo Drawers

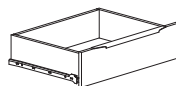
**W** 0027258  
**B** 0168941  
**S** 0168989  
**M** 0259431



### 2 SHELVES PACK

608W UNIT

**W** 2580512

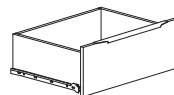


### STANDARD DRAWERS

FITS A 608W UNIT

140Hx550Wx400D

**W** 2580513



### JUMBO DRAWERS

FITS A 608W UNIT

200Hx550Wx400D

**W** 2580514



### BRUSHED METAL HANDLE

445L x 34W x 19H

0027267

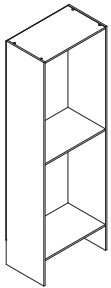
# Modular Wardrobe Solutions

## Loft Collection

### 2300mm High

Designed for the discerning buyer looking for more storage space. The Loft Collection are the tallest units in the Multistore range, utilising the maximum space and ideally for homes with high ceilings.

The drawer units feature a scalloped cutout in place of drawer handle to help create a streamlined aesthetic to any wardrobe layout.



#### Double Hanging

2300H x 750W x 450D

2 Hanging Rails

W 0231348

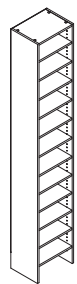


#### Long Hanging

2300H x 300W x 450D

1 Hanging Rail

W 0231350

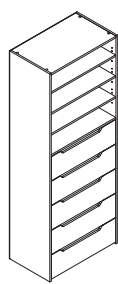


#### 26 Pair Shoe Tower

2300H x 500W x 450D

10 Adjustable Shelves  
1 Fixed Shelf

W 0231351



#### 5 Drawer Scallop

2300H x 700W x 450D

3 Adjustable Shelves  
5 Standard Drawers

W 0231352



# More Solutions from Multistore



## Built In Wardrobe Packs

### Simplicity Redefined

A brand new range of easy to install, expertly designed wardrobe packages, that you can use on their own or combine to suit your space. All at prices you can't afford to ignore!



## Custom Made Sliding Doors

### Tidy Easy!

Complete your wardrobe with Custom Made Sliding Doors.

Available in various colours.

Can be made to fit any opening up to 3600mm wide and 1800-2400mm high



For further information on the above products visit Special Orders Desk or grab a brochure.

# How It Works

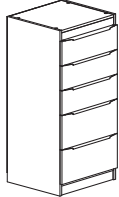
---

It's as simple as 1,2,3! Follow the steps shown to purchase or order your product. If you need further advice, speak to a team member at the Special Orders Desk in-store.

---

## 1. Select The Product You Want

View the extensive range available in this brochure or online. Use the number shown below to order your product online or in-store.

	<b>MSM C06</b>
	1065H x 500W x 450D
	3 Standard Drawers 2 Jumbo Drawers
	<b>W</b> 0027271 <b>B</b> 0168940 <b>S</b> 0168987

Item Number

---

## 2. Order At The Special Orders Desk or Online

After you have selected the product you want, take this brochure to the Special Orders Desk or order online at [bunnings.com.au](http://bunnings.com.au)

---

## 3. Get It Home

### We Will Deliver

Delivery to your home or site can be arranged online or in-store when purchasing your products.

### Pick-Up In-Store

If you decide to pick-up in-store and need help to get it home, you can:

- borrow a courtesy trailer
- hire a vehicle

Check with your local Bunnings store for availability.

---



Item Number: 0184512

