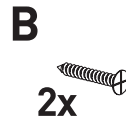
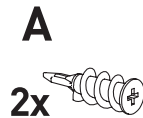
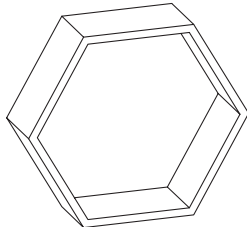
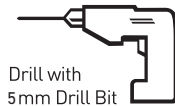


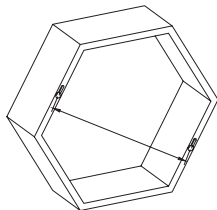
PARTS LIST



**TOOLS
REQUIRED**

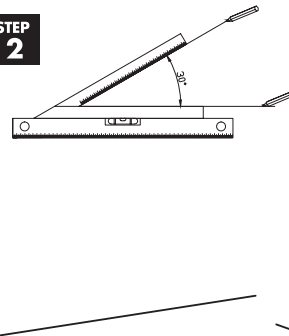


STEP 1

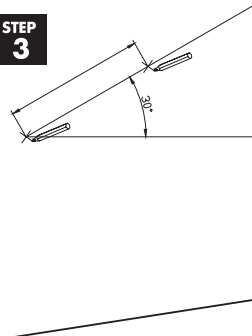


! Please measure actual distance between holes for wall mounting.

STEP 2

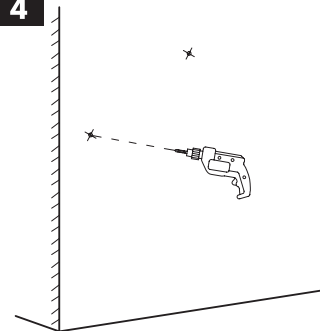


STEP 3

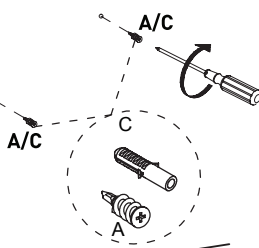


! Please perforate holes on the wall based on actual distance between holes for wall mounting.

STEP 4

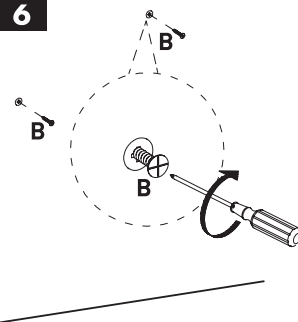


STEP 5



! Please use different plastic expansion bolts for different walls.

STEP 6



STEP 7

