

Little Giant®

Ladder Systems

www.lgladders.co.nz

INDUSTRIAL



Distributed by Staffy Ltd

Version 1.3



Little Giant®

New Zealand

In the 1970's, Little Giant Ladder System's Chairman and Founder, Harold "Hal" Wing, met a German painter who had an interesting idea and a primitive prototype of a new kind of ladder. Hal enhanced the ladder and engineered what is now known as the strongest, safest, most versatile ladder in the world - the Little Giant Ladder System.

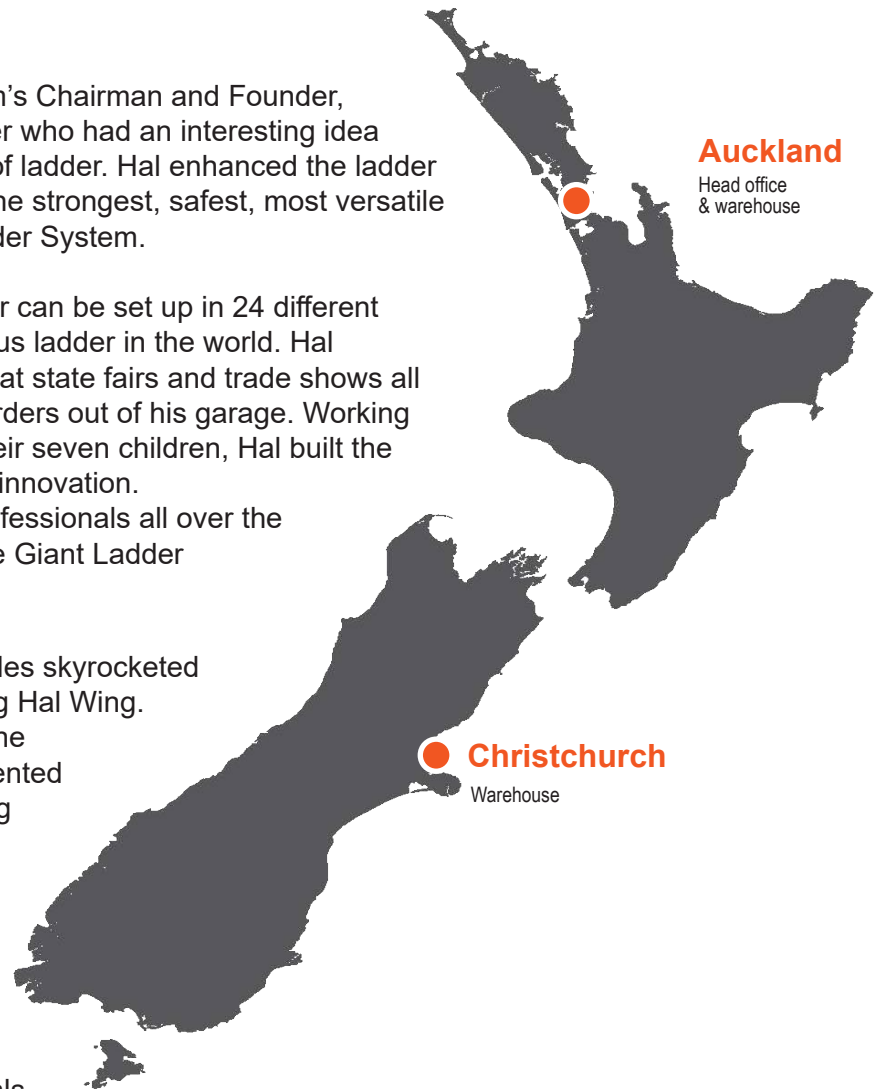
This professional-grade, multi-use ladder can be set up in 24 different positions and is probably the most famous ladder in the world. Hal performed demonstrations of the ladder at state fairs and trade shows all over the USA, building and packaging orders out of his garage. Working side-by-side with his wife Brigitte and their seven children, Hal built the company on a foundation of quality and innovation. Gradually, both do-it-yourselfers and professionals all over the world have come to understand the Little Giant Ladder System is the best ladder in the world.

In 2003, Little Giant Ladder System's sales skyrocketed after the launch of an infomercial starring Hal Wing. Instead of painting a gimmicky picture, the infomercial clearly and concisely represented the ladder's benefits, forever establishing the Little Giant brand and its products as a household name.

From its humble beginning, Little Giant Ladder System is now one of the world's largest manufacturers of ladders, supplying products to discerning homeowners and professionals all over the world.

Having been in Australia for over 22 years it was time to bring the legendary brand to New Zealand. Being respected height safety specialists with the toughest, safest and most effective scaffold equipment in New Zealand, it made sense for Staffy Ltd to join forces with a brand that shares the same values.

Staffy Ltd's head office is based in Auckland, with warehouses in both Auckland and Christchurch. We are proudly Kiwi owned and operated.



CONTENTS

King Kombo	4
HyperLite Sumostance	5
Leveler	6
Dark Horse	7
Tuff-N-Lite	8
Flip-N-Lite	9
SkyScraper	10
Jumbo Step	11
Safety Cage	12
Adjustable Safety Cage	13
Accessories	14
Philosophy	15

KING KOMBO™

THE ULTIMATE IN LADDER VERSATILITY



Rotating wall pad

To safely set up your ladders on inner and outer corners, flat walls, and studs.



Alerts users to the last step, avoiding injuries. 20-30% of all ladder injuries worldwide come from users stepping off the ladder from the second to last step, thinking that it's the last. Ground Cue makes an audible "click" to let you know you have safely reached the ground



3 IN 1



Leaning

Stepladder

Extension



V-Rung

When in its extension configuration, the revolutionary non-marking V-Rung can grip inside and outside corners, walls, studs and poles.

Wide flared front legs with rubber feet for extra stability

Part Number	Model	Stepladder Max Standing Level	Stepladder Max Reach	Extension Highest Standing Level	Extension Max Reach	Max Footprint	Storage Width	Storage Depth	Weight
LKK6	6 Step	1.45m	3.10m	2.05m	3.85m	1.10m	0.60m	16cm	11kg
LKK8	8 Step	1.75m	3.70m	3.25m	5.20m	1.60m	0.70m	16cm	15kg



HYPERLITE[®]

SUMOSTANCE[®]

LEAN, MEAN & HI-VIZ GREEN™

The Award Winning, Lightest Fibreglass Extension Ladder in the World



150 KG
LOAD RATED

Up to 40%
lighter than other
fibreglass
extension
ladders

Flared
leveling feet



Dual wide stance levelers with 20cm of leveling adjustment, increasing side-tip stability by 600%



Built-in spirit level to ensure 100% leveling



Side-mounted double-pulley means you can extend the Sumo using one hand, while removing the potential trip hazard



Ultra grip swivel pick feet

Part Number	Model	Extension Min/Max Height	Highest Standing Level	Max Reach*	Triangle Rung Width	Storage Height	Storage Width	Storage Depth	Weight
LHS16	16'	1.20 - 2.75m	2.90m	4.90m	2.55cm	2.60m	0.50m	15.25cm	18kg
LHS20	20'	3.35 - 5.45m	4.05m	5.95m	2.55cm	3.25m	0.50m	15.25cm	21kg
LHS24	24'	3.95 - 6.70m	5.20m	7.10m	2.55cm	3.85m	0.50m	15.25cm	24kg
LHS28	28'	4.55 - 7.90m	6.35m	8.35m	2.55cm	4.45m	0.50m	15.25cm	27kg

LEVELER™

MORE THAN JUST AN ALL-IN-ONE LADDER

Lifetime Warranty

150 KG
LOAD RATED



New Rapid Lock
twist action
design




**Adjustable ratchet
leg levelers**

OPTIONAL ACCESSORIES



TRESTLE BRACKETS



TELESCOPIC PLANK



WORK PLATFORM

Part Number	Model	A-Frame Min/Max Height	A-Frame Highest Standing Level Max	Extension Min/Max Height	Extension Highest Standing Level Max	Storage Height	Storage Width at Base	Storage Depth	Weight
LLV4	4 Step	1.2 - 2.10m	1.50m	2.75 - 4.50m	3.6m	1.40m	0.60m	22cm	15kg
LLV5	5 Step	1.5 - 2.7m	2.00m	3.4 - 5.80m	4.8m	1.70m	0.70m	22cm	20kg
LLV6	6 Step	1.85 - 3.35m	2.60m	3.95 - 7.00m	5.90m	2.00m	0.75m	22cm	24kg


DARK HORSE™

The world's **ONLY** fibreglass all-in-one ladder

Lightweight and durable
new fade-resistant industrial fibreglass composite improves strength and rigidity



150 KG
LOAD RATED



Versatile, strong & easily adjustable



Easy Glide wheels



Part No.	Model	A-frame Min/Max height	A-frame Highest standing level	Extension Min/Max Height	Extension Highest Standing level	Max Footprint	Storage Height	Storage Width at Base	Storage Depth	Weight
LDH3	3 Step	1.07 - 1.68m	0.89m	2.1 - 3.3m	2.39m	1.19m	1.09m	0.74cm	25cm	16kg
LDH4	4 Step	1.37 - 2.3m	1.46m	2.7m - 4.55m	3.55m	1.62m	1.4m	0.74cm	25cm	19kg
LDH5	5 Step	1.68 - 2.9m	2.05m	3.3 - 5.76m	4.72m	2m	1.7m	0.74cm	25cm	21kg

TUFF-N-LITE

**INDUSTRIAL
SLIM DESIGN**

**150
KG**
LOAD RATED

Patent-pending
shock absorbing
Brace and Rail
Shield

**Lightest
fibreglass
platform
ladder**

Comfortable
standing platform
with quick fold
handle

Comfortable
wide rungs

Alerts users to the
last step, avoiding
injuries



Innovative
Top Cap



Part No.	Model	Max Highest Standing Level	Max Reach	Max Footprint	Step Width	Storage Height	Storage Width	Storage Depth	Weight
LML2	2 Step	0.55m	2.55m	0.80m	7.60cm	1.3m	0.5m	10cm	6kg
LML3	3 Step	0.85m	2.85m	0.90m	7.60cm	1.6m	0.55m	10cm	7kg
LML4	4 Step	1.15m	3.10m	1.10m	7.60cm	1.90m	0.55m	10cm	9kg
LML6	6 Step	1.75m	3.70m	1.5m	7.60cm	2.5m	0.6m	10cm	11.5kg

FLIP-N-LITE™

Aircraft Aluminium

Lightest industrial load rated platform ladder

Comfortable standing platform, with quick fold handle



Comfortable wide rungs



Convenient work tray



Minimal storage

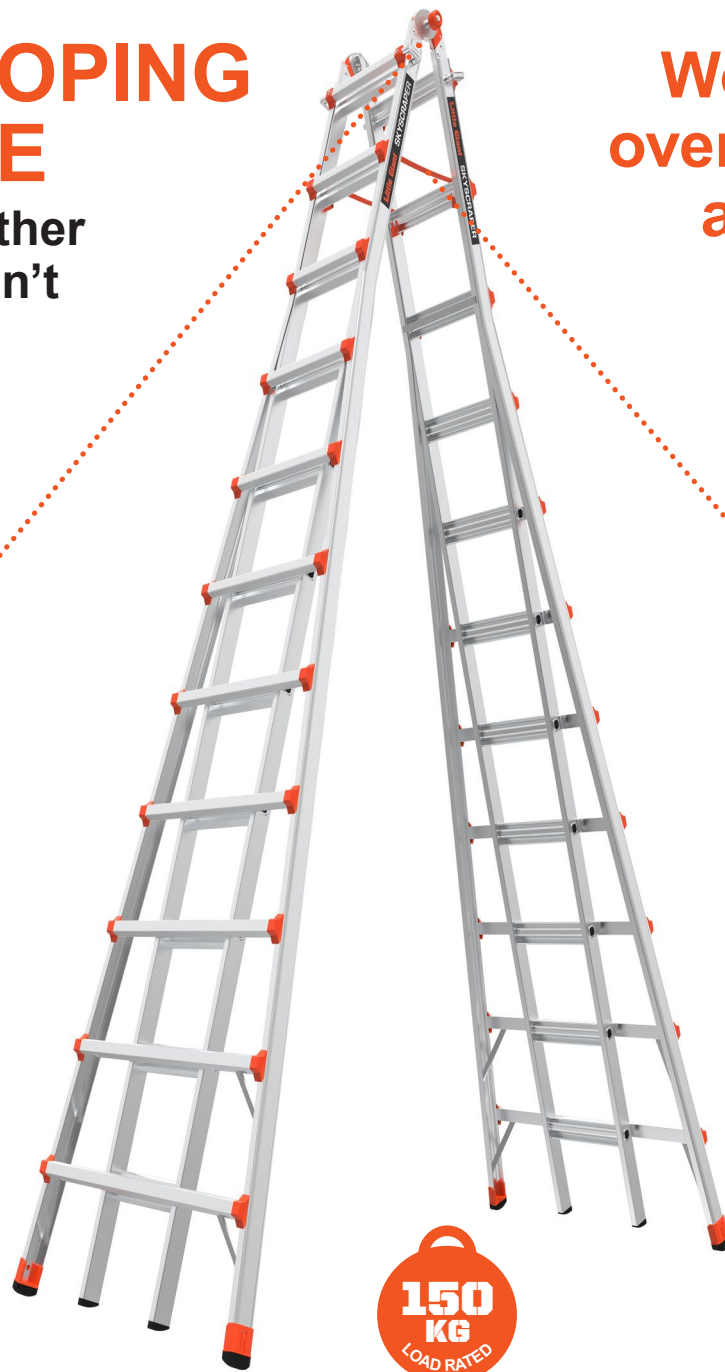
Part No.	Model	Max Highest Standing Level	Max Reach	Max Footprint	Step Width	Storage Height	Storage Width	Storage Depth	Weight
LFNL2	2 Step	0.55m	2.55m	0.80m	7.60cm	1.3m	0.5m	10cm	4.6kg
LFNL3	3 Step	0.85m	2.85m	0.90m	7.60cm	1.6m	0.55m	10cm	5.5kg
LFNL4	4 Step	1.15m	3.10m	1.10m	7.60cm	1.90m	0.55m	10cm	6.4kg

SKYSCRAPER

TELESCOPING A-FRAME

Goes where other ladders wouldn't dream of...

Works safely over obstacles and uneven surfaces




U-LOCK



FEEL SAFE

Integrated safety straps add a layer of safety for this durable two-person stepladder



Extra wide flared legs and superior stability at extreme heights



Strong two-person ladder

Part Number	Model	A-Frame Min/Max Height	A-Frame Highest Standing Level Max	Max Reach Height	Storage Height	Storage Width at Base	Storage Depth	Weight
LSS17	9 - 17 Step	2.7 - 5.1m	4.29m	6.29m	2.9m	0.95m	0.20m	40kg
LSS21	11 - 21 Step	3.35 - 6.4m	5.46m	7.46m	3.5m	1.09m	0.20m	51kg



JUMBO STEP™

Compliant on commercial and residential building sites

3 points of contact

Comfortable & Strong

Non-slip extra wide staircase steps

Extra wide feet for added stability

Safety bar doubles as a tool tray, and flips away if needed as a staircase



Folds flat



Part Number	Model	Highest Standing Level	Step Size	Max footprint	Storage Height	Storage Width at Base	Storage Depth	Weight
LJS2	2 Step	0.45m	35 x 21 cm	0.54m	0.79m	0.50m	10cm	5kg
LJS3	3 Step	0.66m	35 x 21 cm	0.83m	1.09m	0.50m	10cm	7.2kg
LJS4	4 Step	0.89m	35 x 21 cm	1.13m	1.40m	0.50m	10cm	8.8kg

SAFETY CAGE®

ONE-PIECE FIBREGLASS CAGE

Easy to use,
store and move

Spring loaded
sallon doors



Fully enclosed
work platform
with toe boards

**150
KG**
LOAD RATED

Alerts users to the last
step, avoiding injuries



Rapid Lock
Outriggers
for added
stability

Tip & Glide™ wheels and spring loaded wheels for
easy movement when transporting or in use

Part Number	Model	Comparable Stepladder Size	Max Highest Standing Level	Max Reach	Footprint	Step Width	Storage Height	Storage Width at Base	Weight
LSC2	2 Step	1.22m	0.55m	2.45m	0.90m	7.60cm	2.00m	0.65m	21kg
LSC4	4 Step	1.83m	1.15m	3.10m	1.25m	7.60cm	2.60m	0.75m	24kg
LSC6	6 Step	2.44m	1.75m	3.70m	1.65m	7.60cm	3.20m	0.85m	30kg
LSC8	8 Step	3.01m	2.30m	4.25m	2.0m	7.60cm	3.80m	0.90m	35kg
LSC10	10 Step	3.66m	2.85m	4.85m	2.40m	7.60cm	4.45m	1.00m	41kg

ADJUSTABLE SAFETY

CAGE

ADJUSTABLE FIBREGLASS CAGE

Goes where a scissorlift or scaffold can't go

Self-enclosed platform, toe board and net keeps you safe no matter the height

150 KG
LOAD RATED

Cast aluminium spring loaded Rock locks snap in place easily

Adjustable ratchet leg levelers for uneven surfaces and stairs



Tip & Glide™ wheels and the **Wheel Lift™**
Castors make moving easy whether open or closed



Rope pulley for easy extension



Adjustable outriggers and an extra-wide base for increased stability on uneven surfaces



One-piece foldable

Part Number	Model	Max Reach Height	Highest Standing Level Min	Highest Standing Level Max	Storage Height	Storage Width at Base	Storage Depth	Weight
LASC5	5-9 Step	4.64m	1.50m	2.65m	3m	1.17m	43cm	60kg
LASC8	8-14 Step	6.07m	2.35m	4.09m	3.89m	1.17m	43cm	69kg

ACCESSORIES

PROJECT TRAY™ - LPT

The Project Tray offers one convenient location for all of your tools. It includes slots for power cords, screwdrivers, knives and many other tools. It also has recessed trays for paint containers and a magnetic dish for loose nails, screws, nuts and bolts. It can even hold your drink while you work! The tray fits to any Little Giant multi-use ladder and holds up to 12kg.

Compatible with:

Dark Horse, Leveler



CARGO HOLD™ - LCH

The Cargo Hold allows you to keep all your tools at arm's reach and reduces trips up and down the ladder. It consists of pockets and pouches to help organise your tools in a neat and orderly fashion. Store it inside the ladder or move it to the outside rung for easy access.

Compatible with:

Dark Horse, Leveler



WORK PLATFORM - LSTEP

The Work Platform fits on any rung and is rated up to 150kg. It's primary use is to act as a wide platform to stand on, which reduces foot and leg fatigue when standing on rungs for an extended period of time. It simply slides out and kicks back in when not in use. A second platform can be used as a tool/paint tray.

Compatible with:

Dark Horse, Leveler



TELESCOPIC PLANK

These work planks convert any of our multi-use ladders into simple scaffolding. This high-strength plank is rated to hold 120kg and enables a person to stand and use both hands while on the ladder. They are available in three sizes:

Small - 1.8m to 2.75m (**LTP-S**), Medium - 2.45m to 3.95m (**LTP-M**),

Large - 3.05m to 4.90m (**LTP-L**)

Compatible with:

Dark Horse, Xtreme, Velocity, Leveler



WING SPAN™ WALL STANDOFF - LWS

The Wing Span Wall Standoff is perfect for working around windows, gutters, or any other obstacle that attempt to prevent you from safely completing your task. The extra width also adds more stability and versatility when attached in the extension position.

Compatible with:

Dark Horse, Leveler



TRESTLE BRACKETS

Our Trestle Brackets allow you to convert your ladder into two fixed trestles. Add a Little Giant Telescopic Plank to create a scaffold type setup, reducing the amount of trips required to adjust the ladder.

Trestle Brackets come in different sizes for each of the ladders below:

Dark Horse (**LTB-DH**), Leveler (**LTB-ALL**)



SADDLE BAG - LSB

The Little Giant Saddle Bag™ lets you keep everything you need with you so that you can get the job done without climbing up and down the ladder everytime you need a tool or a handful of nails. The Saddle Bag™ is made out of 680D ballistic polyester and features easy-access pouches for tools or materials. The Saddle Bag™ will work on any Little Giant Aerial Safety Cage™ and Compact Cage™, and it folds and stores neatly inside any Little Giant Cage.

Compatible with:

Safety Cage, Adjustable Safety Cage





Preventing Injuries, Saving Lives

Every year, an average of more than 14 000 Kiwis are injured whilst using a ladder. Many of these injuries result in long-term or even permanent disability. Between 2015-2021, 41 ladder-related deaths were recorded in New Zealand*. These numbers are staggering when you think of each individual's life, and especially the people who love them. It also begs the question: how many of these incidents could have been prevented?

We are driven not by the number of ladders we build, but by the individuals who use them – the hard-working men and women of the world who are the backbone of industry and progress. They put their lives at risk to make things happen. They are dedicated working people with families, hopes and dreams.

If we can help one more of these people get home safely each day, we will have done our job – that's what gets us out of bed each morning. Ladders will always be a necessity in nearly all walks of life, so we need to find ways to prevent these accidents and save lives.

We believe there are two ways to prevent these accidents. First, providing effective, frequent, and relevant safety training; and second, designing safer climbing and access equipment.

Designing for Human Nature

Although it is extremely important, training alone is not enough. Even an experienced, well trained professional can fall off an ordinary traditional ladder. Our new professional climbing equipment will help operators avoid the three most common causes of both OSHA safety citations and ladder-related injuries and fatalities.

1. Repeated handling of heavy climbing equipment
2. Using the wrong ladder for the job, or using the right ladder the wrong way
3. Over-reaching

In an era of worldwide progress and innovation, the traditional designs sold by most ladder companies have remained all but unchanged, even though the incidence of ladder injuries increase each year.

The ladder industry can do better, and we are leading the charge. We engineer our professional access equipment to prevent as many falls as possible. It is better to build a fence at the top of a cliff than to park an ambulance at the bottom.

The Future of Climbing Equipment

We developed this new professional line of access equipment with numerous features and safeguards that combat the common misuses of ladders. Little Giant has taken the next step in climbing safety by creating products engineered to protect the users. Our designs account for human behaviour. Perhaps our long-held manufacturing creed sums up our commitment to provide the safest access equipment in the world – every weld, every rivet, every rung, and every person matters!

**ACC data 2015-2021*

Distributed by Staffy Ltd

Contact Us
p: 06 833 7528
e: info@staffy.co.nz



0800 STAFFY