

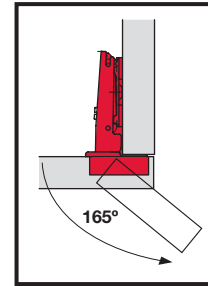


2 PCS

HÄFELE 165° HINGE

Full Overlay - Clip On

HÄFELE



(k)



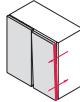


HÄFELE

Adjusting the Door

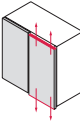
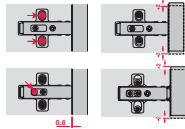
Depth adjustment of door with Häfele mounting plates.

With the Häfele mounting plates with quick fixing system, a depth adjustment of the door from -0.6 mm up to +3 mm is possible via eccentric. It is not necessary to loosen further screws.



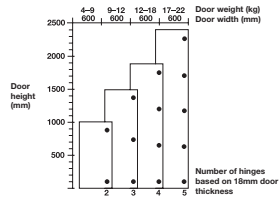
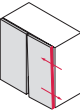
Height adjustment of door with Häfele mounting plates with slot.

Height adjustment of door of +2 mm is possible by loosening the two fixing screws. The slots allow the mounting plates to slide in both directions. Afterwards the screws must be re-tightened.



Lateral adjustment of door with Häfele concealed hinges.

The adjusting screw produces the lateral travel of the hinge arm from -2 mm up to +2 mm.

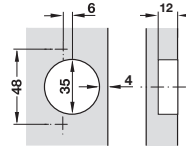


Tools Required:

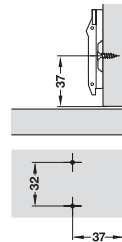
- > 35mm Ø Drill Bit & Template Kit
- > 2mm Ø Drill Bit
- > Pencil
- > Power Drill
- > No 2 Pozidrive Screwdriver / Screw Bit

Drilling Instructions

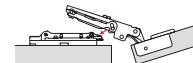
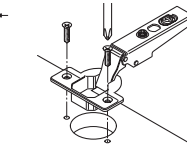
Hinge Cup (Door)



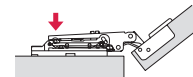
Mount Plate (Cabinet Side)



Mounting Instructions



Join the two points marked by an arrow.



Apply light pressure.

MADE IN CHINA



9 329184 001988

HÄFELE AUSTRALIA PTY. LTD
ARTICLE # 483.02.431

8 MONTEREY RD DANDENONG VIC 3175
730.83.629

