



know & love  
**timber**

# COMPLETE PROFILE RANGE

f @portatimber    @porta\_timber

Porta.com.au



1300 650 787  
sales@porta.com.au

Available at  
**BUNNINGS**  
warehouse

# COMPLETE PROFILE RANGE

Porta is a proudly Australian-owned and locally operated company with an extensive heritage spanning over 70 years. We take great pride in our legacy of manufacturing and distributing a wide range of timber products, meticulously crafted from various certified local and imported timber species.

Our core competency at Porta lies in leveraging our expertise in timber to source, mill, and create innovative and distinctive designs suitable for a wide range of internal and external applications. We are dedicated to delivering top-quality timber, moulding, and design solutions to the construction industry, making us a trusted name in the field.

Porta is dedicated to sourcing timber from sustainable and environmentally responsible forests, holding Chain of Custody under internationally recognised and accredited organisations.



Ask for our certified range.

© Porta Mouldings Pty Ltd

Timber is a natural material with colour variations and features within the same species. It is important these natural characteristics are considered when creating design applications. The images featured in this brochure are indicative only and may vary from the actual colour of the timber.

We've taken every precaution to provide accurate information in this brochure, but please note that we may modify or discontinue products as part of our ongoing product development. For the most up-to-date information, including product availability, claims, and pricing, please confirm at the time of purchase.

*Porta DAR and Dowel*

in **Clear Pine** and  
**Dowel** in **Tasmanian Oak**



Cover: **Product Colonial Architrave 66x18mm, in Primed Pine.**  
Photography: Studio DI

# DISCOVER YOUR PRODUCT

## Unlock product codes



DAR - 2012 


You can locate the product code within this brochure.

**The letters correspond to the profile name code.**

For example, this product is Dressed All Round (DAR).

**The number represents the profile size.**










The first two or three numbers always correspond to the profile HEIGHT (e.g. 20mm). The last two numbers always correspond to the profile WIDTH (e.g. 12mm).

DAR - 2012 

**Coloured squares show the available timber species.**

For example, this product is available in Tasmanian Oak, Eucalyptus Grandis, and Clear Pine.

## Timber colour key

- |  |   |   |
|--|---|---|
|  Tasmanian Oak      |  Engineered American Oak |  Spruce            |
|  Eucalyptus Grandis |  Clear Pine              |  Primed FJ Pine    |
|  Meranti            |  General Purpose Pine    |  H3 Primed FJ Pine |

## Locate products in-store

Application

Moulding Type

Dimensions


Timber Species

Dimensions & Image

**DRESSED ALL ROUND (DAR)**

**Square Dressed 20x12mm**


**Tasmanian Oak**




20mm

12mm

IMAGE NOT TO SCALE



2.4m



Timber Colour Key

Certification









Length













# CONTENTS

Porta Timber Species	6-7
General Purpose Moulding	8-9
Decorative Ceiling and Wall Trim	10-11
Dressed Boards	12-14
Dowels	15
Architraves and Skirting	16-18
Handrails	19
Windows and Doors	20-21
Outdoor Timber	22-23
Timber Lining Boards	24
Portaline	25

# PORTA TIMBER SPECIES

	Tasmanian Oak	Eucalyptus Grandis	Meranti	American Oak
				
Key features	<p>A blend of Eucalyptus species, Tasmanian Oak ranges from straw to reddish-brown, with hints of cream and pink. It boasts a uniform, smooth texture and a straight, even grain.</p>	<p>Showcasing soft pinks and peach tones, it reveals unique character with insect trails and pinholes. The grain is predominantly straight and uniform.</p>	<p>A light red hardwood suitable for painting or staining. Variations in colour may occur due to multiple species sold as Meranti.</p>	<p>American Oak is light in colour, ranging from straw tones to mottled mid-brown. Its grain is typically straight, marked by distinctive growth rings.</p>
Classification	Hardwood	Hardwood	Hardwood	Hardwood
Applications	Indoor Suitable for wet areas*	Indoor Suitable for wet areas	Indoor Suitable for wet areas	Indoor Suitable for wet areas
Certification				

\*Installation in wet areas must comply with specified requirements according to AS 3740:2021, and NCC Vol 1 F1.7 or Vol 2 3.8.1.

Clear Pine	General Purpose Pine	Spruce	Primed FJ Pine	H3 Primed FJ Pine
				
Light straw-coloured softwood, knot-free and more manageable than knotty pine. It takes well to staining, painting, waxing, or colour washing.	This Pine is graded as Standard and Better, allowing for knots and resin pockets. It can be painted, stained, colour washed, waxed, or left in its raw state.	This species has pale sapwood, contrasting with reddish-brown heartwood marked by prominent growth rings and a fine, straight grain.	Porta Primed Finger-Jointed Pine offers a cost-effective, ready-to-paint real timber substrate, made from Clear Pine with enhanced strength and stability.	This Finger-Jointed Clear Pine product is fortified with H3 LOSP treatment for termite and fungal resistance and comes pre coated with a green, water-based primer.
Softwood	Softwood	Softwood	Softwood	Softwood
Indoor Suitable for wet areas	Indoor Suitable for wet areas	Indoor Suitable for wet areas	Indoor Suitable for wet areas	Outdoor Above ground
 The mark of responsible forestry	 The mark of responsible forestry	 The mark of responsible forestry	 The mark of responsible forestry	 The mark of responsible forestry

# GENERAL PURPOSE MOULDINGS

## Ovolo



OVL-12 ■



OVL-19 ■



OVL-30 ■ ■

## Tri Quad



TQD-8 ■



TQD-12 ■ ■



TQD-18 ■



TQD-19 ■ ■ ■

## Quad



QD-6 ■



QD-9 ■



QD-12 ■ ■ ■



QD-15 ■ ■



QD-18 ■ ■

QD-19 ■ ■ ■



QD-23 ■ ■



QD-25 ■ ■



QD-30 ■



Highly adaptable, our versatile general-purpose timber mouldings are well-suited for various projects. Our collection includes edging, external corners, quads, and decorative architectural shapes in various sizes.

## Cornice and Scotia



SCO-18 ■



SCO-19 ■



SCO-30 ■■■■■■

## Edging



REC-20 ■■



REC-30 ■■■■■■

Round External Corner



LIP-2207 ■

Shelf Lipping Edging

## Coverstrap



RDE-2005 ■



BNE-2008 ■



RDE-3005 ■



RDE-3008 ■■■



RDE-3108 ■



RDE-4005 ■■



RDE-4008 ■■



RDE-4108 ■

Rounded Edging

# DECORATIVE CEILING AND WALL TRIM

## Insert Mould



INS-1207 ■



INS-1511 ■ ■



INS-1811 ■



INS-2308 ■



INS-2318 ■



INS-3111 ■

## Panel Mould



PM-1206 ■



PM-2009 ■



PM-3012 ■



PM-3115 ■




PM-3318 ■



PM-4018 ■


Our decorative ceiling and wall trims can elevate a room’s design, adding texture and character. Our diverse range spans classic to retro, colonial to modern styles, enabling you to effortlessly craft your ideal room.

## Chair Rails, Picture Rails and Dado Rails




GCR-6525

Chair Rail




PR-6524

Picture Rail




GD-6426

Dado Rail




SHD-3015

Dado Rail




PRT-4018

Picture Rail



SHD-4015

Dado Rail



VD-3031

Dado Rail

## Picture Framing



PFP-1919



PFP-2819



PFP-3019



PFP-3119




PFP-3521




PFP-4530

# DRESSED BOARDS


## Dressed All Round (DAR)




SQE-2004




SQE-2008




SQE-2508




SQE-3008




SQE-3504




SQE-3508




SQE-4008




SQE-6508




SQE-9008




DAR-0606




DAR-0909




DAR-1212




DAR-2121




DAR-1818




DAR-3030




DAR-7070




DAR-9090




DAR-3131




DAR-2012




DAR-3012




DAR-4012




DAR-6512




DAR-9211



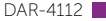
DAR-14012




DAR-3012




DAR-4211




DAR-4112



DAR-6612




DAR-6711



DAR-9012


Dressed timber undergoes machining on all sides, resulting in a smooth surface. Porta offers a comprehensive selection, including DAR (Dressed All Round), which serves as the fundamental building material for a wide array of renovation, carpentry, and DIY projects.

## Dressed All Round (DAR)



# DRESSED BOARDS

## Dressed All Round (DAR)



# DOWELS

Porta's dowels offer versatility for functional and decorative use. Ideal for handrails, coat holders, pegboards, and more. With various sizes available, they're perfect for any project or application.

## Dowels



DOW-04 ■■■



DOW-06 ■■■■



DOW-08 ■■■■



DOW-09 ■■■■  
(actual size = 9.5mm)



DOW-12 ■■■■  
(actual size = 12.7mm)



DOW-16 ■■■■



DOW-19 ■■■■



DOW-22 ■■



DOW-25 ■■  
(actual size = 25.4mm)



DOW-30 ■■  
(actual size = 28.6mm)



DOW-35 ■■



DOW-43 ■■  
(actual size = 42.4mm)

### Round Dowel



FB-1806 ■  
Fly Bead



HR-1206 ■



HR-3012 ■

### Half Round Dowel

# ARCHITRAVES AND SKIRTING

## Architraves and Skirting



BVA-4211



BVA-6611



BVA-6618



BVA-9211



BVA-9218

Bevelled



BNA-4118



BNA-4218



BNA-6611



BNA-6618



BNA-9218

Bullnose



COA-4211



COA-6611

Colonial (Tabma:AS10)



Porta’s architraves and skirting range aids in establishing a cohesive framework for your home decor theme. Skirting boards shield your walls from daily wear and tear, while architraves serve a functional role by concealing the gaps between wall lining, door jambs, or window frames.

## Architraves and Skirting



COA-4118 ■  
COA-4218 ■



COA-6618 ■ ■



COA-9118 ■  
COA-9218 ■



COA-13818 ■

Colonial (Tabma:AS2)



HSA-6618 ■ ■



HSA-9218 ■

Half Splayed

# ARCHITRAVES AND SKIRTING

## Architraves and Skirting



PRA-4112 ■



PRA-4118 ■



PRA-4211 ■



PRA-4218 ■



PRA-6611 ■

PRA-6612 ■



PRA-6618 ■ ■

Pencil Round



SLA-6618 ■



SLA-9218 ■

Shadow Line



LTA-6618 ■



LTA-9218 ■

Lambs Tongue

# HANDRAILS

## Handrail System - Utilise With The 43mm Dowel (Dow-43)



0-70° Adjustable Bend

HDRADJ10030BLK

HDRADJ10031643



90° Bend

HDBEND65304BLK

HDBEND6531643



Wall Bracket

HDRBRAC70304BLK

HDRBRAC7031643



End Cap

HDMCAP30304BLK

HDMCAP3031643



Joiner

HDMJOIN50304BLK

HDMJOIN5031643



Alignment Jig

HDMJIG31643

## Handrails



HRS-7029

Rectangle



HRS-7031

Oval



HRS-4433

Round



DOW-43

Dowel

# WINDOWS AND DOORS

## Window and Door Profiles



PTB-2009 ■

Parting Bead



STB-2015 ■

Staff Bead



STB-3015 ■



DS-4212 ■

Door Stop



BGB-1209 ■



BGB-1510 ■



SGB-0808 ■



RGB-1109 ■



BGB-1912 ■ ■



BGB-3012 ■

Glass Bead (Bevel/Sash/Rounded)



RTA-5030 ■

Rounded  
T Astragal




WM-3019 ■


Window  
Mould

Porta's window and door moulding range is your go-to for professional results, no matter the project's size. Whether you're adding finishing touches to a window trim or installing a new door jamb, you'll discover a profile or style to suit your project requirements.

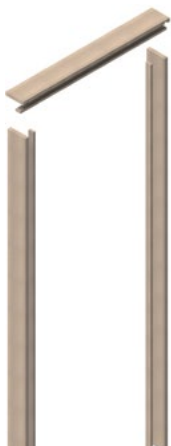
## Door Jams




DJF-11218 ■



DJF-9218 ■



DJS-11019 ■




DJS-12019 ■

Single Door Jamb Set (Loose Stop)



DJSR-1103038 ■



DJSR-923038 ■

Single Door Jamb Set (Rebated)

# OUTDOOR TIMBER


## Dressed All Round (DAR)




DAR-1818



DAR-3011




DAR-4211



DAR-6611




DAR-9211




DAR-3118




DAR-3131




DAR-4218




DAR-4242




DAR-6618



DAR-9218




DAR-11018



DAR-13818

## Handrails



HBR-6666




HLW-6666



HLW-8542



HBT-6642



HMD-6642

Bread Loaf Profile

Ladies Waist Profile

Bottom Rail

Mid Rail

Porta’s external pine products undergo H3 LOSP (Light Organic Solvent Preservative) treatment, enhancing their resilience against termite and fungal risks. This treatment guarantees long-lasting durability and suitability for above-ground use, even when facing exposure to harsh environmental conditions.

## General Purpose Mouldings



REC-30 ■  
Round External Corner



QD-18 ■



QD-23 ■



SCO-30 ■



TQD-18 ■

Quad

Scotia

Tri Quad



BGB-1912 ■  
Glass Bead



RDE-3012 ■



RDE-4012 ■

Coverstrap

## Fascia



FAB-19018 ■



FAB-19030 ■



FAS-19018 ■



FAS-19030 ■

# PORTA CONTOURS



RIVERINE LIN A7821



CIRQUE LIN B7821



CREST LIN C7821



STRATA LIN D7821



GROOVE LIN F7821



RIPPLE LIN G7821



PINNACLE LIN H7821



RIDGES LIN J7821



VALLEY LIN K7821



WAVE LIN L7821



SHADE LIN M7821



RIVERINE CBA3916



CIRQUE CBB3916



STRATA CBD3916



RIPPLE CBG3916



WAVE CBL3916

Curved Wall Beads

## Ready to Paint Pre-Primed Pine



RIVERINE LIN A7821



CIRQUE LIN B7821



STRATA LIN D7821



VALLEY LIN K7821



RIVERINE CBA3916



CIRQUE CBB3916



STRATA CBD3916

Curved Wall Beads

### LINING BOARDS

Width 91mm | Thickness 21mm | Cover 78mm

Profile	Code	0.9m (L)	1.2m (L)	1.8m (L)	2.4m (L)	2.7m (L)
Riverine	LINA7821	■	■ ■ ■	■ ■ ■	■ ■ ■	■ ■ ■ ■ ■
Cirque	LINB7821	■	■	■	■	■ ■ ■ ■ ■
Crest	LINC7821	■	■	■	■	■ ■ ■
Strata	LIND7821	■	■ ■ ■	■ ■ ■	■ ■ ■	■ ■ ■ ■ ■
Groove	LINF7821	■	■	■	■	■ ■ ■
Ripple	LING7821		■ ■	■ ■	■ ■	■ ■ ■
Pinnacle	LINH7821		■ ■	■ ■	■ ■	■ ■ ■ ■ ■
Ridges	LINJ7821		■ ■	■ ■	■ ■	
Valley	LINK7821	■	■ ■ ■	■ ■ ■	■ ■ ■	■ ■ ■ ■ ■
Wave	LINL7821	■	■ ■ ■	■ ■ ■	■ ■ ■	■ ■ ■ ■ ■
Shade	LINM7821	■	■	■	■	■ ■ ■ ■ ■

### CURVED WALL BEADS

Width 39mm | Thickness 16mm

Code	1.2m (L)	2.7m (L)
CBA3916	■	■ ■ ■ ■ ■
CBB3916	■	■ ■ ■ ■ ■
CBD3916	■	■ ■ ■ ■ ■
CBG3916	■	■ ■ ■
CBL3916	■	■ ■ ■ ■ ■



**Porta Contours**

Riverine profile  
in Tasmanian Oak



# PORTALINE

## Timber Lining Boards Width 91.5mm | Thickness 12mm | Cover 84mm | Length 2.7m



**DUNE LINT8412** ■



**PEAK LINU8412** ■



**MESA LINW8412** ■

## Curved Wall Beads Width 28mm | Thickness 12mm | Length 2.7m



**DUNE CBT2812** ■



**PEAK CBU2812** ■



**MESA CBW2812** ■

## Timber Lining Boards Width 140mm | Thickness 12mm | Cover 133mm | Length 2.7m



**VJ / REGENCY LINV13312** ■



**VJ / SHIPLAP LIN13312** ■

Product availability varies by store.

*Porta Contours*

Valley profile  
in **Primed Pine**







know & love  
**timber**

1300 650 787  
sales@porta.com.au  
Porta.com.au

f @portatimber  
@porta\_timber  
portatimber



9 316489 318866

