

2 TIER METAL WORKBENCH WITH MDF TOP BLACK

Tools Required

The only tool you require is a Mallet.

WARNING: Handle cut metal edges carefully.
We recommend wearing gloves whilst assembling this unit.

List of Parts



4 x Shelf Support Braces



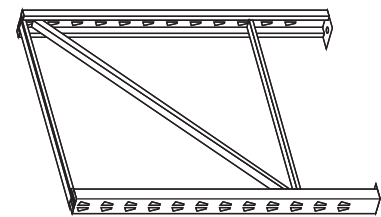

8 x Safety Pins



4 x Beams



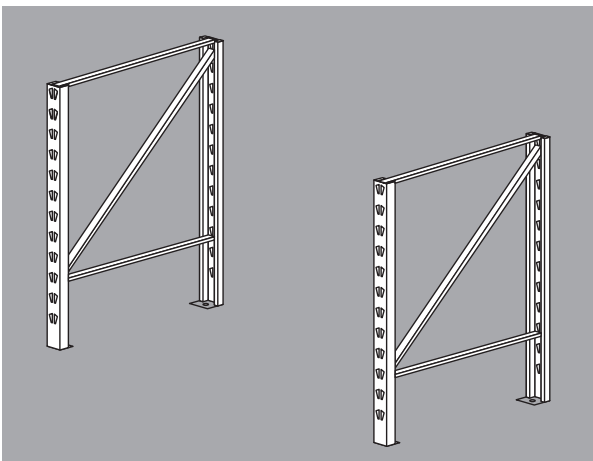
**1 x MDF and
1 x Wire Shelf**



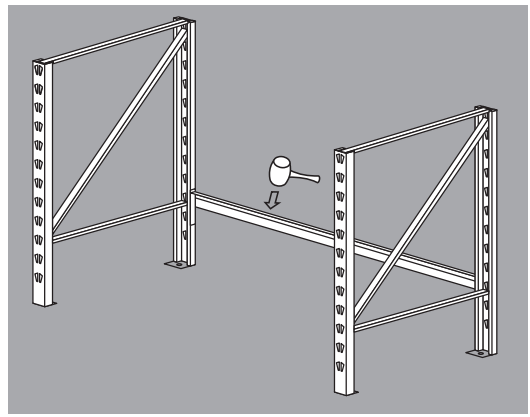
2 x Uprights

Assembly Instructions

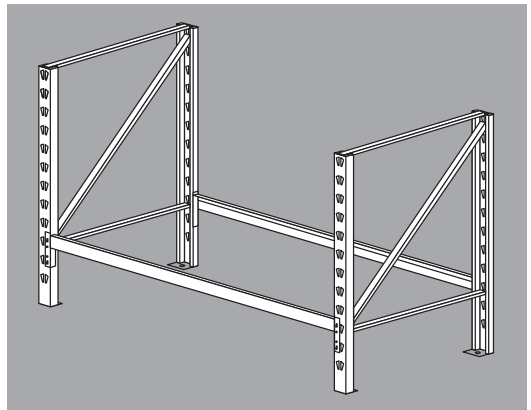
1. Stand up both Uprights roughly 1 meter apart.



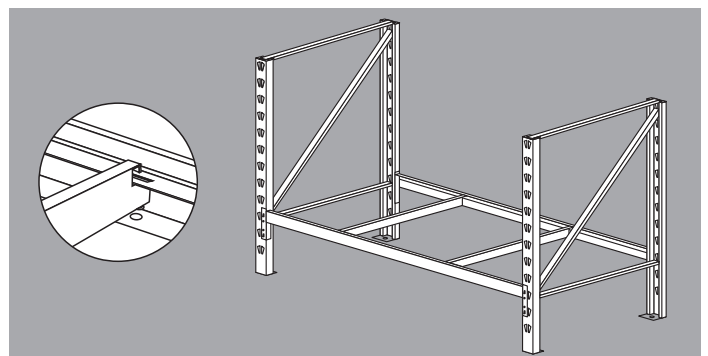
2. Insert the first Beam into the Slots at the back of 1 Upright. Then do the same again on the other side. Once both sides are slotted in, firmly tap them into place with a Mallet.



3. Repeat Step 2 for the front side of the workbench. We recommend counting the number of Slots up from the ground, so all Beams are the same height.

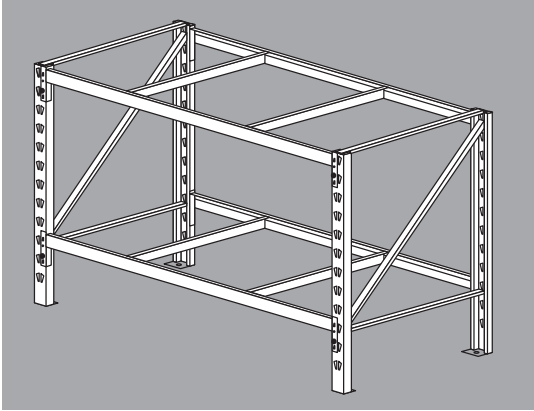


4. Slide 2 Shelf Support Braces into the holes on the Bottom Beams as shown below.

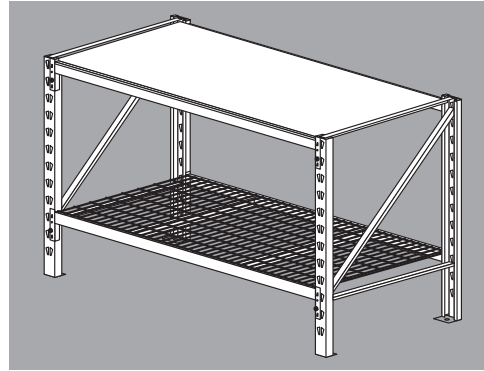


Assembly Instructions

5. Repeat the Beaming and Bracing process for the Top Shelf. We recommend counting the number of Slots up from the ground, so all of the Beams are the same height.



6. Add a Safety Pin to each Beam-Upright junction. We recommend aligning the Safety Pin holes so that the Pins can slide in. Place the MDF and Wire Shelves on top of the Braces. If required, firmly tap with a Mallet or Hammer to seat the joints.



WARNING: Evenly distribute loads on the shelves, and place heavier items on the lower shelves.

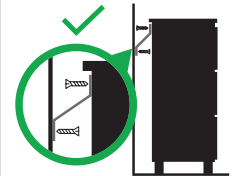


THIS PRODUCT SHOULD BE ANCHORED TO A WALL OR OTHER SUITABLE SURFACE TO AVOID SERIOUS INJURY OR DEATH.

To help avoid serious or fatal injury, this product can be fastened to the wall using leg fixing points to prevent toppling. We strongly recommend that this product be permanently fitted to the wall or other suitable surface. Fixing devices are not included since different surface materials require different attachments. Please seek professional advice if you are in doubt what fixing device to use.

WARNING CHOKING HAZARD: THIS PRODUCT CONTAINS SMALL PARTS

WARNING



Children have died from furniture tipover.

- ALWAYS secure this furniture with an anchor device.
- NEVER allow children to stand, climb or hang on drawers, doors, or shelves.
- NEVER open more than one drawer at a time.
- Place heavy items down low.

NEVER put a TV on this furniture

