

Curtain BUYING GUIDE

WINDOWARE








HOW TO CHOOSE CURTAINS

Let us walk you through our easy buying guide to help you decide on the best fabric type, heading style, size and accessories to suit your window and décor.







1. CHOOSE YOUR FABRIC TYPE

Depending on your curtain needs from light management, temperature control to décor.

 <p>SHEER</p>	<p>SHEER curtains are a great fabric that will soften your home's lighting, and add an instant infusion of style into your interior decor. Sheer curtains give you a measure of privacy, but are also well-matched for a layered window treatment.</p>
 <p>LIGHT FILTERING</p>	<p>Our LIGHT FILTERING range of curtains come in various textured fabrics that allow light to filter through the fabric. These fabrics all give privacy to your room during the day, help reduce noise and create some insulation from the outside elements.</p>
 <p>ROOM DARKENING</p>	<p>Majority of ROOM DARKENING curtains in our range are a triple weave fabric, constructed by 3 interwoven layers of thread. The centre thread being black, creating up to 90% light reduction to your room. Room darkening curtains maintain privacy and protect your room from the harsh outside elements, reduce noise and help save energy costs.</p>
 <p>THERMAL</p>	<p>THERMAL fabric is made with either 1 or 2 layers of acrylic coating to the back of the fabric. This will help reduce light and noise, creating privacy and insulation for both winter and summer.</p>
 <p>BLOCKOUT</p>	<p>BLOCKOUT fabric is created with layers of acrylic coating applied to the back of the curtain fabric, with the middle layer being black. Blockout Curtains are ideal for blocking out light from a room, creating privacy, noise reduction and insulation for winter or summer.</p>

2. CHOOSE YOUR HEADING STYLE

The curtain heading style is the top design of the curtain, this affixes to either a decorator rod or track.

	<p>The EYELET curtain is a contemporary style curtain that is made up of metal eyelets manufactured directly into the heading of the curtain. It requires no hooks, just your choice of Decorator Rod. The Eyelet curtain threads directly onto your rod using the metal eyelets.</p>
	<p>The ROD POCKET curtain is a classic style heading that has a pocket sewn as the heading and does not require hooks to hang them. The Curtain is easily installed by threading the curtain directly onto your choice of Rod keeping in mind that 16-19mm diameter rod is best suited for it to thread onto. It can also be used on stretch wire and Tension rods available in our range.</p>
	<p>The PENCIL PLEAT curtain is the premium gathered heading. The folds in the heading create the look of a row of pencils. The Pencil Pleat curtain requires hooks or rings that are also available in our range to hang your curtain on conduit, decorator rods, wooden pole sets or curtain tracks.</p>
	<p>The S-FOLD curtain is the most modern curtain style in the curtain range. The S-Fold look is created by the track that is purchased separately (Venice S-Fold Track). The spacing of the gliders on the track is what will create the evenly spaced folds that allow the curtains to hang beautifully. The Track has hooks included in the pack so there is no need to purchase these separately.</p>
	<p>The TAB TOP curtain has sewn in Tabs at the top of the heading, these Tabs are used to thread onto the rod of your choice. The simple design requires no additional purchase of hooks as they are not required. Tabs will fit on various size rods.</p>
	<p>The CONCEALED TAB TOP curtain is where the Tab is sewn on the back of the curtain heading. It works the same way as the normal Tab Top by threading onto a rod of your choice but you can not see the tabs. The curtain sits neat and firmly on the rod. No additional hooks required.</p>

3. CHOOSE YOUR CURTAIN TO FIT YOUR WINDOW SIZE

The following chart will assist you in determining the right size for your window.
A small hint - upsize to get a fuller more luxurious look.

TO FIT WINDOW	PACK CONTENTS
EYELET CURTAIN	
60-80cm wide x 223/250cm drop	1 curtain at 120cm width of fabric
70-90cm wide x 223/250cm drop	1 curtain at 140cm width of fabric
90-120cm wide x 223/250cm drop	1 curtain at 180cm width of fabric
120-160cm wide x 223/250cm drop	1 curtain at 240cm width of fabric
150-200cm wide x 223/250cm drop	1 curtain at 300cm width of fabric
180-240cm wide x 223/250cm drop	1 curtain at 360cm width of fabric
ROD POCKET CURTAIN	
120-180cm wide x 223cm drop	2 curtains at 120cm width of fabric
250-320cm wide x 213cm drop	1 curtain at 500cm width of fabric
350-450cm wide x 213cm drop	1 curtain at 700cm width of fabric
PENCIL PLEAT CURTAIN	
180-240cm wide x 223cm drop	2 curtains at 180cm width of fabric
240-320cm wide x 223cm drop	2 curtains at 240cm width of fabric
300-400cm wide x 223cm drop	2 curtains at 300cm width of fabric
360-480cm wide x 223cm drop	2 curtains at 360cm width of fabric
S-FOLD CURTAIN	
140cm wide x 280cm drop	1 curtain at 254cm width of fabric
180cm wide x 280cm drop	1 curtain at 315cm width of fabric
220cm wide x 280cm drop	1 curtain at 375cm width of fabric
280cm wide x 280cm drop	1 curtain at 475cm width of fabric
TAB TOP CURTAIN	
60-80cm wide x 223cm drop	1 curtain at 120cm width of fabric
CONCEALED TAB TOP CURTAIN	
140-180cm wide x 250cm drop	2 curtains at 140cm width of fabric
180-240cm wide x 250cm drop	2 curtains at 180cm width of fabric

NOTE: The measurement of the curtain width is when lying flat. **CURTAIN WIDTH** is based on 2-1.5 times the width of suggested **TO FIT WINDOW** size.

We have curtain packs in our range that contain hemming tape to alter the drop on your curtains, please check pack for this callout.

4. CHOOSE YOUR ACCESSORIES

Offering a variety of accessories to compliment your chosen curtain



The Venice **S-FOLD TRACK** is essential for hanging your S-Fold curtains successfully and creating that elegant S-Fold look.

The Venice track is different from your normal curtain tracks, the inside of the track has special designed gliders spaced at the exact distance that your S-Fold curtain needs to be. This is what creates the unique S-Fold. Available in 4 sizes.



We have an extensive range of **DECORATOR RODS, WOODEN POLES, TENSION RODS** and **EXPANDABLE CURTAIN CONDUIT** for you to select from. This range allows you to select what will compliment your style and needs. Decorator Rods vary in sizes and finial styles. Our Wooden Pole range can be used with our eyelet and Pencil Pleat curtains. We have Tension rods ideal for rental properties that don't allow permanent installation. Expanding Wire can also be used to hang your light weight curtains for those smaller areas.



In our range we have various **BRACKETS** that match up to our Curtain Rods. The double brackets are essential for those windows where you would like to have a double curtain, maybe a blackout curtain at the front and a sheer behind.



There is a variety of Curtain rings in our range, we cater in different sizes so all rod sizes are covered. Metal split rings are the most common for hanging you Pencil Pleat curtains onto Conduit and Tension rods. We also have plastic rings which are more commonly used in wet areas.



The hook range covers a variety of Curtain hooks. The Metal Gather Hook comes in 2 sizes and either will work successfully it is just what you prefer. These are used in Gather headings such as Pencil Pleat curtains that will be going onto a curtain track, or into Decorator pole/Wooden poles rings which we have in our range.

5. FITTING YOUR CURTAIN

Scan the code for more information on installation of your curtain.



WINDOWARE

