



WOOD GRAIN EMBOSSED


www.plantation.co.nz




All-weather fibreglass entrance doors




Tongue & Groove



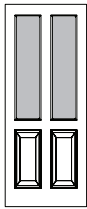
Tongue & Groove Framed



Tongue & Groove Horizontal



Chateau



Hawthorn glazed option



Flush

Plantation Doors introduces our Fibrewood Classic Series of doors which provide an alternative to wood and aluminium construction. This series of sturdy fibreglass doors will not split, crack, rot or rust and are dent and ding resistant. Fibrewood doors are much more impact resistant than real wood and provide superior resistance to forced entry situations.

As one of the Highest Insulated Entrance Doors in New Zealand, you can be assured you are buying for the future.

Available in smooth or woodgrain embossed finishes with many different profile designs these doors will complement and enhance any entranceway all within your budget. These doors are presented with a bland base colour and take paint exceptionally well and are guaranteed to provide you with delight and beauty for years to come.

Plantation Doors are preferred by those in the trade and benefits include:

- 10 year warranty
- Popular designs including Tongue & Groove Vertical, Horizontal or Flush, up to 2400mm high
- Can be trimmed and rebated for double door entry without an astragal
- Have a lock block on both sides
- Don't warp, split or crack and are water resistant
- Can be stain finished
- Crafted from tough fibreglass reinforced materials and feature a Square Edge
- FibreWood doors provide many times the insulation of wood or aluminium doors through their polyurethane insulation core, giving a tested R11 insulation factor
- All FV & FL designs in smooth or woodgrain finish, up to 2400 x 1060mm

Fibrewood doors are supplied unfinished unless ordered stained or painted, which are extras and must be clearly noted on orders. Paint and Stain doors professionally finished by Plantation Doors must be drilled for hardware or in the case of double doors, be rebated before the paint or stain is applied. When ordering, measurements for hardware positioning should be supplied with order. If applying stain finish yourself, contact Plantation Doors Customer Services for recommended application details. Cedar stains can vary slightly in colour or texture on application. Plantation Doors cannot guarantee the finished colour or texture.

We now supply FibreWood fibreglass doors

- Hawthorn double glazed in toughened glass in clear or frosted or with frame only for your own double glazing
- With Paint finish - of your choice - from paint manufacturers colour chart - contact us for cost
- Drilled for handles/locks etc. - you provide diagrams showing measurements.
- Rebated and drilled for double entry doors - including flush bolts supplied and fitted if required.
- For our comprehensive warranty refer to www.plantation.co.nz or contact us directly
- Contact us NOW for outlets nationwide who can provide service and pricing

Stain and paint colours are for impression only and finished product may not be exactly as shown.



A division of Parkwood Products Ltd.
PO Box 672, Wanganui 4540

T: 09 262 3545 F: 09 262 2798 E: sales@plantation.co.nz
Freephone: **0800 4 DOORZ 0800 436 679**

www.plantation.co.nz