

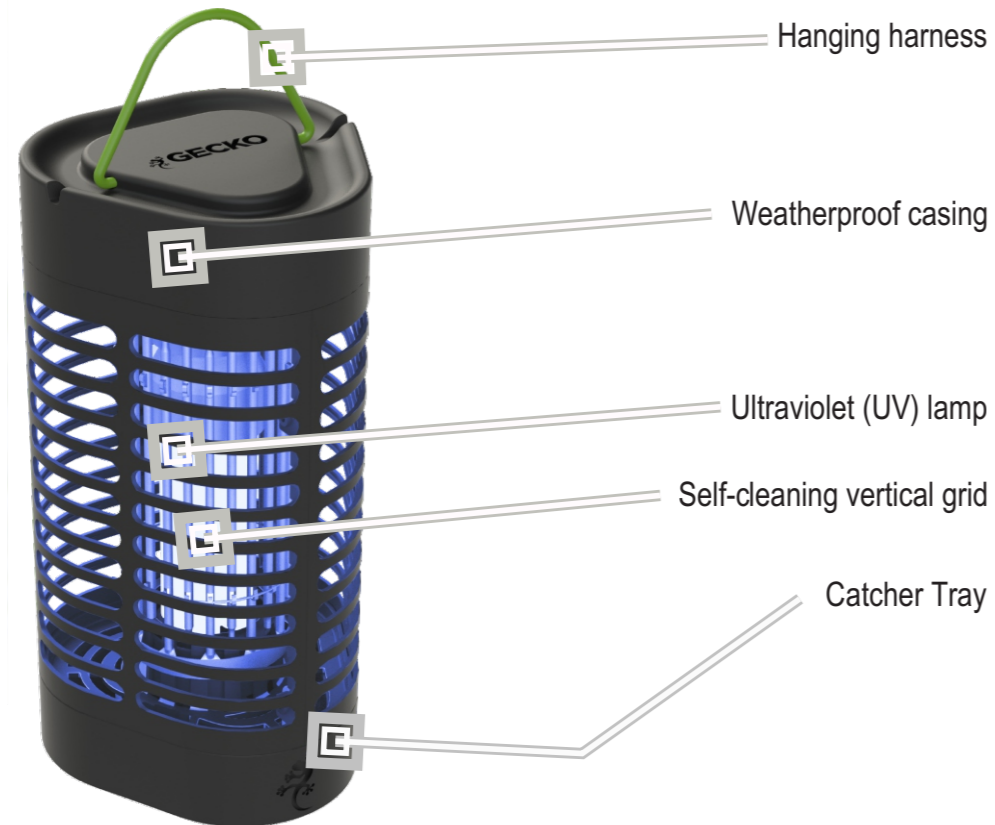
HOW DOES THE GECKO INSECT KILLER WORK?

Mosquitoes, moths and other pests are attracted to UV and other light sources.

Gecko Insect Killers feature specially designed UV lamps that generate a UV wavelength designed for maximum luring power.

As insects are lured into the unit they come into contact with the electrically charged high voltage grid. They are electrocuted and drop into the collection tray at the bottom of the unit.

Gecko Zappers comply with Australia and New Zealand Standards. AS/NZS 60335.2.59.



IMPORTANT SAFEGUARDS

When using electric appliances always observe safety regulations to reduce the risk of fire, electric shock and personal injury. Always check that the power supply corresponds to the voltage on the rating label on the appliance.

Cord and plug

Always unplug the appliance from mains supply when not in use. Do not abuse or damage the power cord. If the supply cord is damaged, it must be replaced by the manufacturer or its service agent or a similarly qualified person in order to avoid hazard.

Repair

For any repair needs, please take appliance to an authorised repairer or qualified person.



**DANGER
HIGH
VOLTAGE**



GECKO

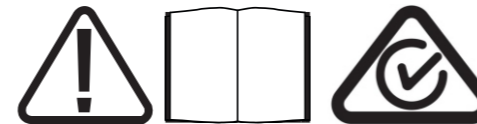
the bug stops here!

INSTRUCTION MANUAL

Insect Killer MODEL: LT13

Specification
230V ~ 50Hz 13W
IPX4 Weather Proof

This appliance is weather proof and can be left outdoors.



READ AND SAVE THESE INSTRUCTIONS

Carefully read this manual before using the Gecko Insect Killer. Make sure that you know how to operate the appliance.

Maintain the appliance in accordance with the instructions to ensure that it functions properly. If the appliance is to be used by a third party, this instruction manual must be supplied.

No liability can be accepted for any damage caused by non-compliance with these instructions or any other improper use or mishandling.




Mayo Hardware Pty Ltd


 AUST: 1300 360 211

 AUST: 1300 360 484

 www.geckoinkillers.com.au

 4 Secombe Place, Moorebank, NSW, 2170
2020©

 **mayohardware**
australia
supplier of value



OPERATION AND MAINTENANCE

Location and use

The Insect Killer is best located away from human activity and hung at a height of around 2.5 metres. It is recommended that the appliance be used continuously when people and pets are present. Ensure the unit is placed away from other light sources. Keep away from the reach of small children or hang using the attached hanging harness. Connect the plug to a suitable power supply, corresponding to that of the appliance, 230VAC, 50/60Hz. For hanging use, an extension cord may be necessary. This appliance is weatherproof and can be left outdoors.



Insect Disposal and General Maintenance

Regular Maintenance of your appliance will keep it safe and in proper working order

1. Before Cleaning and maintenance

When not in use or before cleaning, always disconnect the appliance from the mains supply

2. Cleaning

Remove bottom tray - twist and pull to remove. Empty dead insects from the appliance. If needed, use supplied cleaning brush. As the high voltage grid is a vertical design, it should require minimal cleaning. Do not use metal objects or stick fingers through outer casing.

Regularly clean the outside of the appliance with a soft damp cloth and dry it with a dry towel. Do not immerse in water. Do not use harsh solvents to clean the plastic.

3. Ventilation

Always allow adequate ventilation for the appliance. Failure to do so may result in overheating.

4. Damage check

Always check the appliance is in good working condition and all guards are secure. Check the power supply cord and plug regularly for damage.

5. Lamp Replacement

IMPORTANT: Before replacing the lamp, unplug unit from mains power and wait one minute.

1. Twist and remove Catcher Tray from bottom of unit
2. Gently unscrew, remove and replace the lamp using 13W lamp GKOCOM43G
3. Replace Catcher Tray



USAGE ENVIRONMENT: This appliance is weatherproof and can be left outdoors

Children and/or Infirm Persons

CAUTION. Keep out of reach of children or infirm persons. This appliance is not intended for use by persons (including children) with reduced physical, sensory or mental capabilities, or lack of experience and knowledge, unless they have been given supervision or instruction concerning use of the appliance by a person responsible for their safety. Children should be supervised to ensure that they do not play with the appliance.

Water

DO NOT IMMERSE THE APPLIANCE IN WATER.

Do not immerse any part of this appliance or supply cord in water. Do not use with wet hands or use in damp situations

Access

DANGER - HIGH VOLTAGE. Do not put any object inside or attempt to touch any internal components. Ensure children do not play with the appliance or attempt to stick fingers or other objects through the safety grille. Insects should only be cleaned from the unit while disconnected from the mains supply, with the supplied brush.

Disconnect the unit from the mains by unplugging it and wait 1 minute before any cleaning or maintenance is carried out.



GENERAL SAFETY

WARNING: An electric shock hazard may exist if water from a garden hose is directed at the Insect Killer. When using extension cords, keep the socket-outlet away from moisture and avoid damage to the cord.

When using electric appliances basic safety precautions should always be followed to reduce the risk of fire, electric shock and personal injury. Read all these instructions before attempting to use the appliance.

1. Keep children away

This appliance is not intended for use by young children or infirm persons without supervision. Young children must be supervised to ensure that they do not play with this product. Safely dispose of any packaging, including plastic bags.

2. Personal Injury

Keep hands and other body parts away from internal parts. Do not put fingers or any other objects through the safety grille.

3. Damaged or dropped

Always inspect your appliance before use. Check that all parts are correctly attached. Do not use this appliance if it has been damaged, dropped or dropped in water. Return it to an authorised service dealer for examination and repair.

4. Store in a safe place

When not in use, store your appliance and all its accessories and instruction manual in a safe and dry place.

5. Flammable vapour or explosive dust.

The appliance is not to be used in locations where flammable vapour or explosive dust is likely to exist.