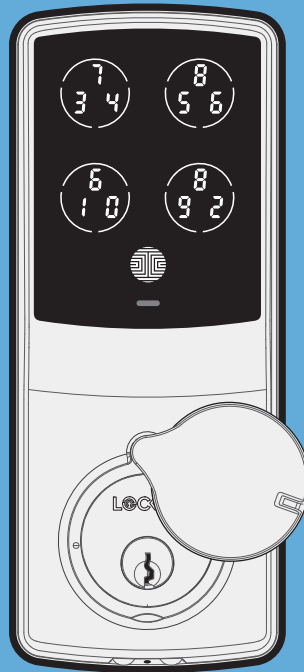


IMPORTANT

# WELCOME

## START HERE

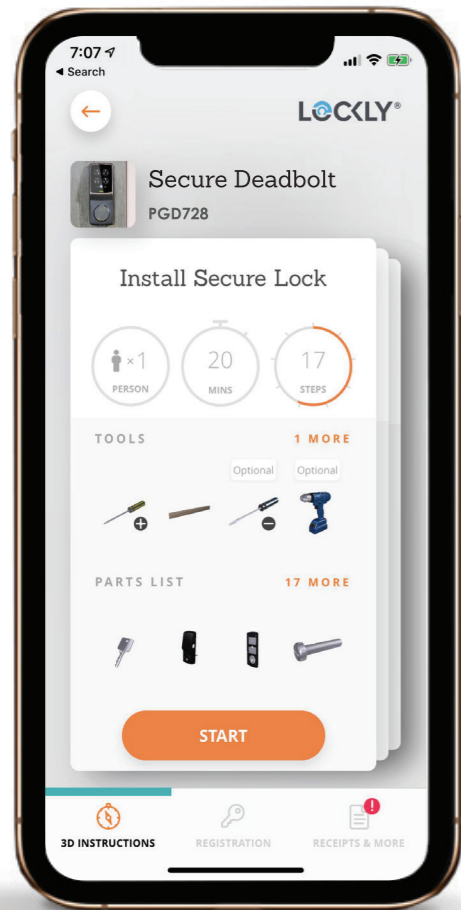


**LOCKLY<sup>®</sup>** SECURE  
DEADBOLT EDITION

# EASY STEP-BY-STEP INTERACTIVE 3-D INSTRUCTIONS FOR YOUR LOCKLY® SECURE

LOCKLY has partnered with **BILT**, the revolutionary step-by-step interactive 3-D walk-through instructional app to make your installation quick and trouble free.

FEWER FRUSTRATIONS. FINISH FASTER.



## HOW IT WORKS.

### DOWNLOAD THE APP

Find BILT® in the Apple or Google Play store, download it to your smartphone or tablet.

### FIND LOCKLY

Search the BILT database for LOCKLY > "LOCKLY Secure Deadbolt PGD 728"

### GET THE STEPS

Get a 3-D walk-through on how to install LOCKLY Secure Deadbolt



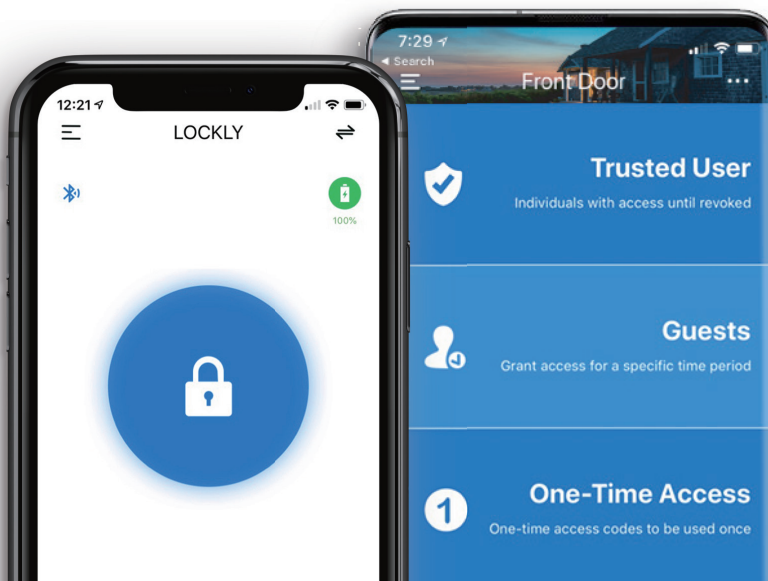
Scan to download the BILT app



**BILT.** INTELLIGENT INSTRUCTIONS


# DOWNLOAD THE FREE LOCKLY® APP

Get the LOCKLY App to complete your setup




# GET THE MOST OUT OF YOUR LOCKLY®

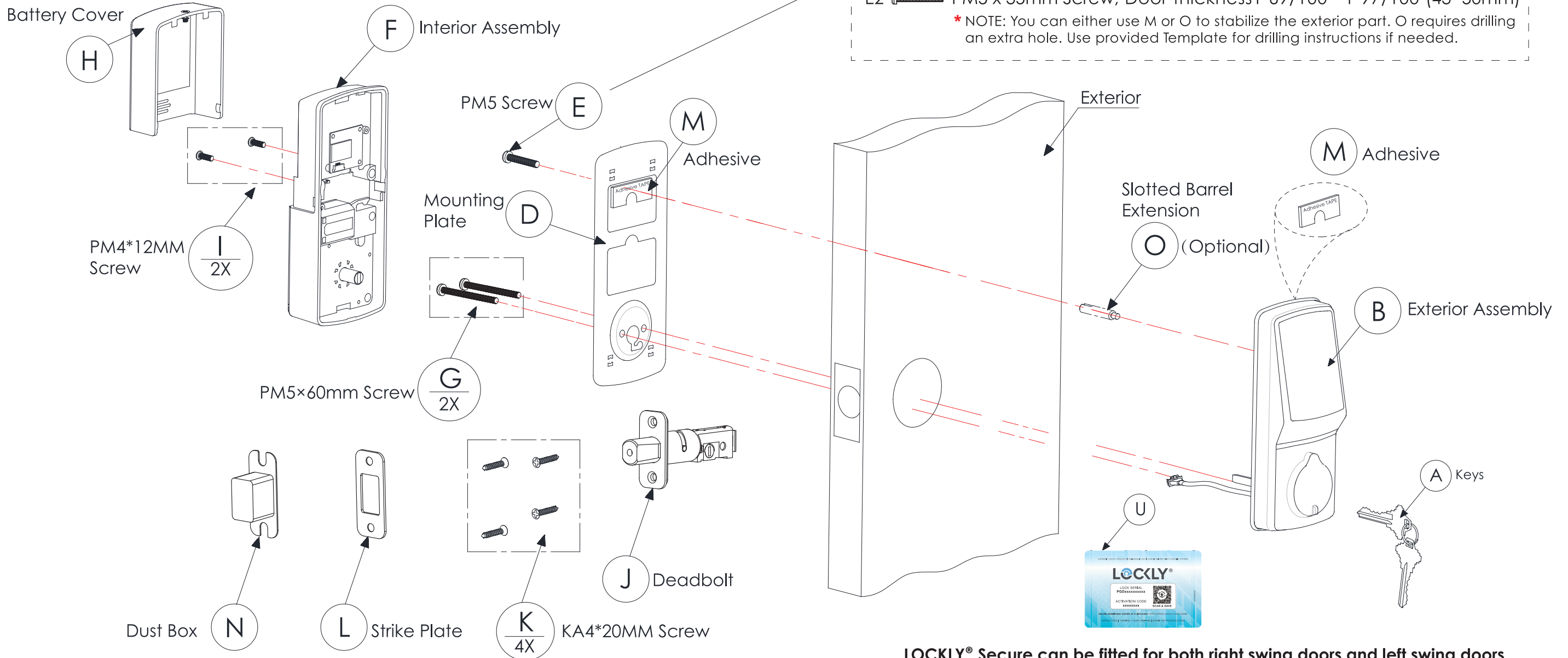
Download the latest detailed **user/installation manuals** , instructional videos, and FAQs



SCAN or VISIT  
[LOCKLY.com/installation](https://www.lockly.com/installation)




# INSTALLATION OVERVIEW & PARTS LIST



LOCKLY® Secure can be fitted for both right swing doors and left swing doors.

# WE'RE HERE TO HELP

Please call our customer care team:  
(669) 500-8835 for help with questions or concerns.



[LOCKLY.com/help](https://lockly.com/help)

